



ARISTON

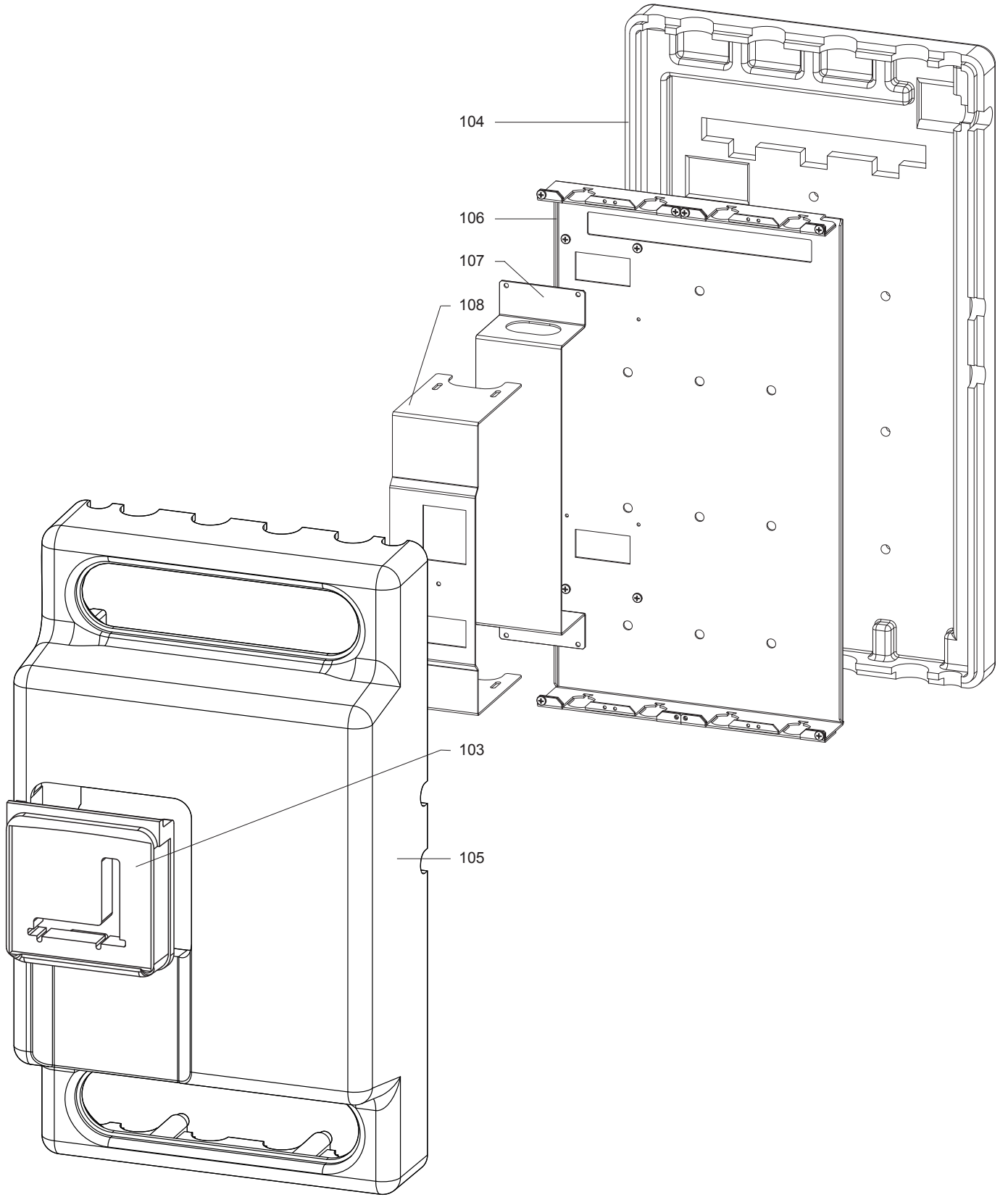
SPARE PARTS EXPLODED VIEW ACCESSORIES FOR PUMP GROUPS

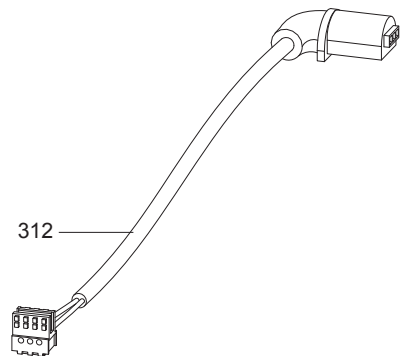
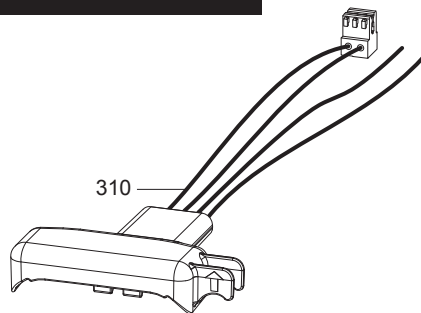
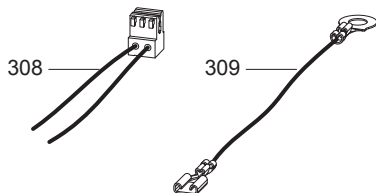
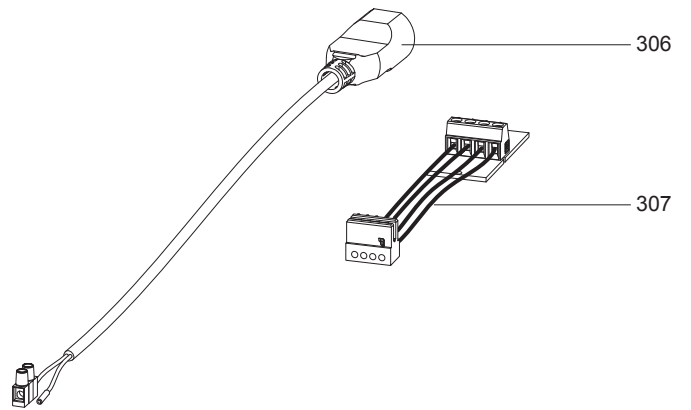
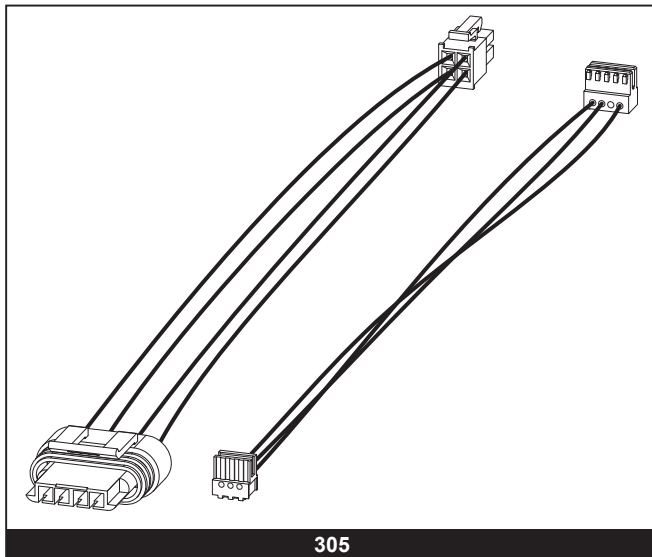
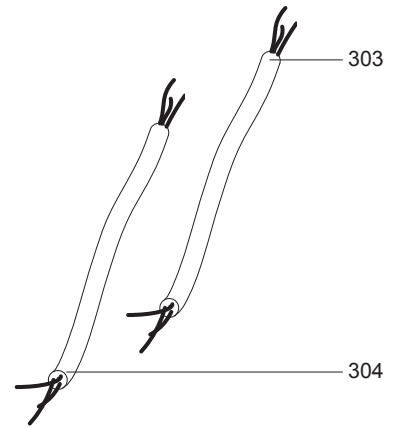
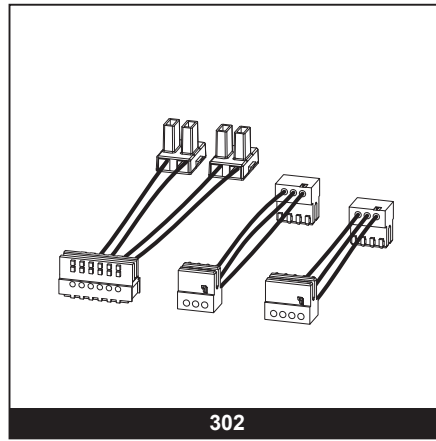
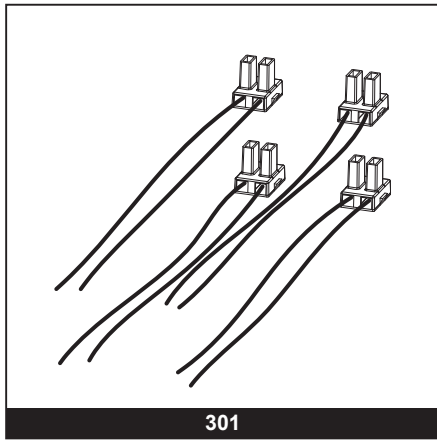
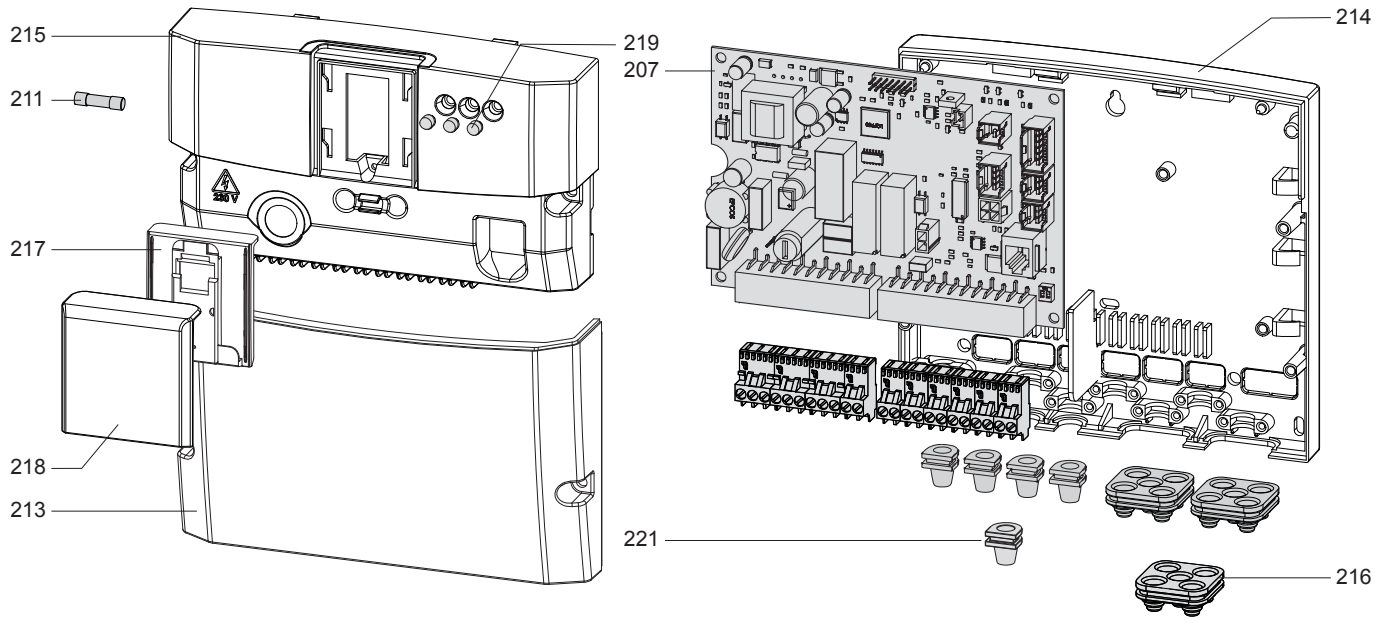
Model

FRESH WATER STATION

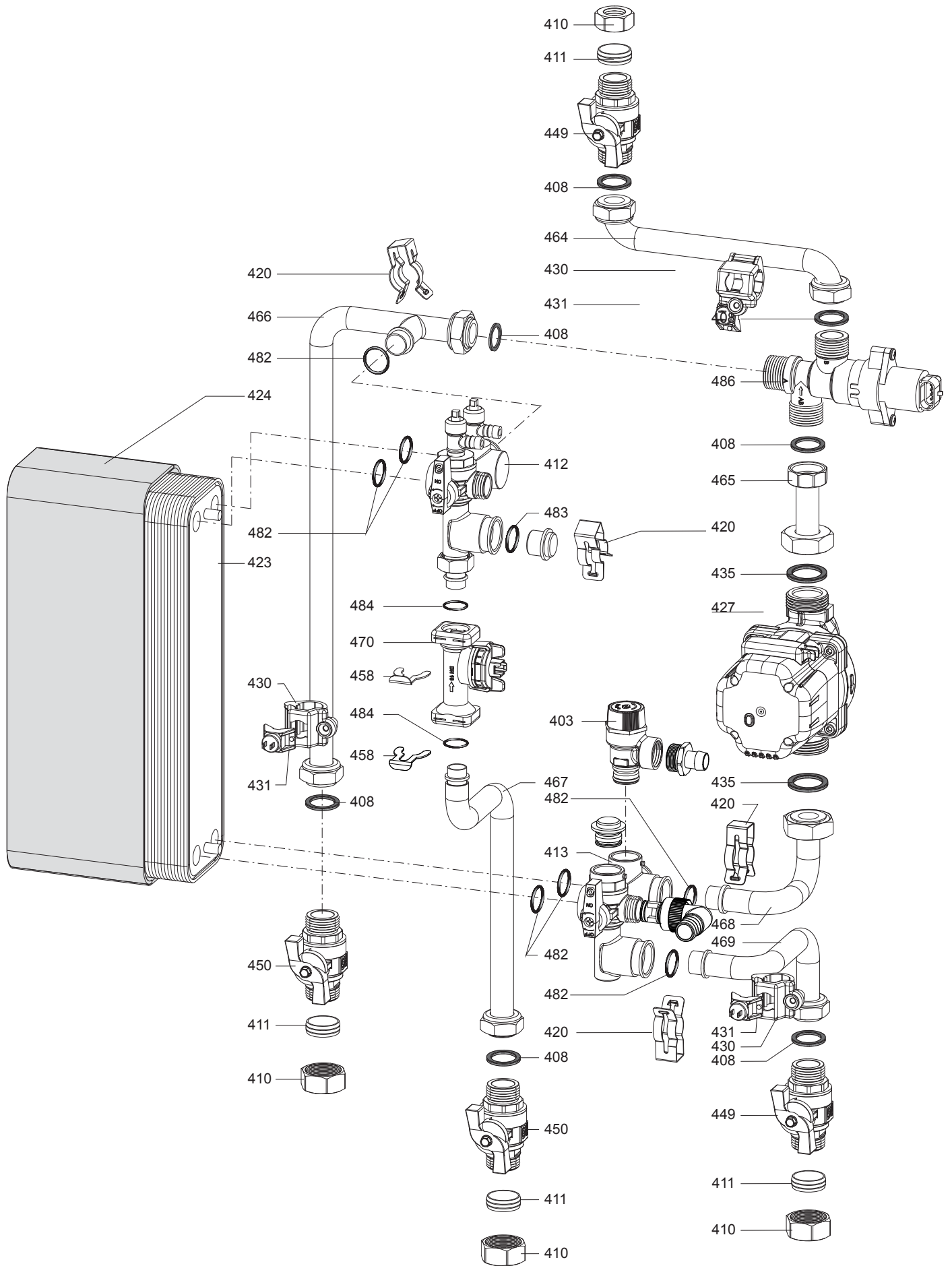
R8216843-03 - 03/04/2014

1	3024152	FRESH WATER STATION	07-2012	-
2	3024161	RICIRCOLO PER FWS	07-2012	-
Col	Reference	Model type	Begin	End

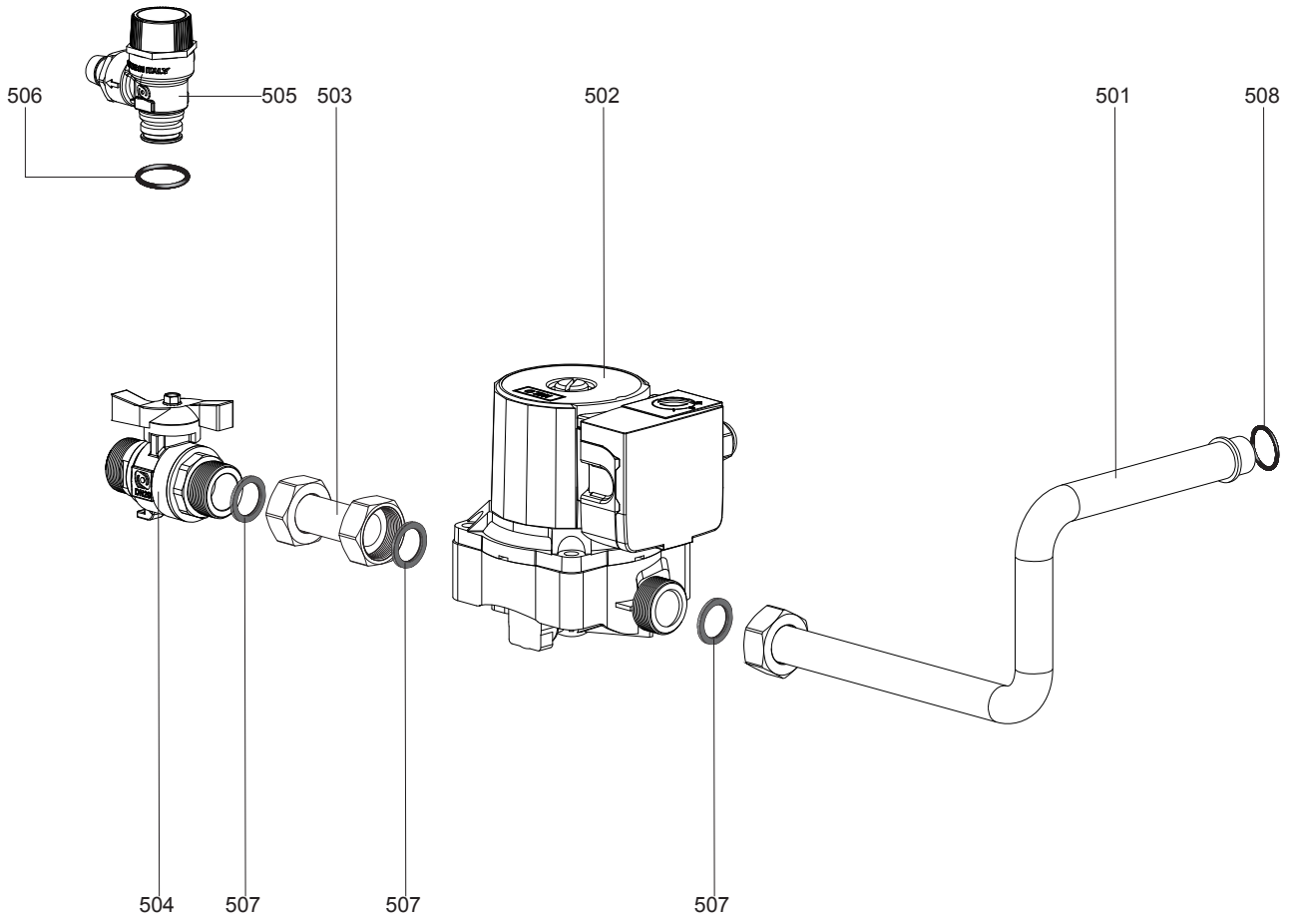




☉	Description	Manf. Pt. N	Type	3024162 3024161																		From	to
				1	2	3	4	5	6	7	8	9	10	11	12	13	14	15	16	17	18		
0200	ELECTRICAL BOX																						
0207	P.C.B.	65112149		•																			
0211	FUSE 5X20 RIT. 2 A 250V	65112137		•																			
0213	CONTROL PANEL COVER (LOWER)	65112148		•																			
0214	CONTROL PANEL COVER (REAR)	65112150		•																			
0215	CONTROL PANEL COVER (UPPER)	65112147		•																			
0216	CABLE HOLDER	65112123		•																			
0217	SUPPORT FOR CONTROL BOX	65112146		•																			
0218	COVER	65112145		•																			
0219	L.E.D.	998570		•																			
0221	BLIND GROMMET	569720		•																			
0300	CABLE																						
0301	CABLE	65112151		•																			
0302	CABLE (PUMP)	65112155		•																			
0303	CABLE (POWER SUPPLY)	65106846		•																			
0304	CABLE (PUMP)	65112154		•																			
0305	CABLE	65112151		•																			
0306	THERMOSTAT > PUMP CABLE	65112157		•																			
0307	P.C.B. CONNECTOR	65112042		•																			
0308	WIRING P.C.B. > CONTROL BOX	65112160		•																			
0309	CABLE	65112158		•																			
0310	CABLE (PUMP)	65112153		•																			
0312	WIRING POWER	65112156		•																			



☞	Description	Manf. Pt. N	Type	3024162 3024161																		
				1	2	3	4	5	6	7	8	9	10	11	12	13	14	15	16	17	18	From
0400	HYDRAULIC BLOCK			•																		
0403	SAFETY VALVE 3 BAR	65113277		•																		
0408	GASKET 3/4"	573520		•																		
0410	NUT D18	65110447		•																		
0411	COMPRESSION RING D18	65110450		•																		
0412	HYDRAULIC GROUP FWS (UPPER)	65112180		•																		
0413	HYDRAULIC GROUP (LOWER)	65112181		•																		
0420	CLIP	61307589		•																		
0423	HEAT EXCHANGER	65112198		•																		
0424	INSULATION	65112191		•																		
0427	PUMP	65112107		•																		
0430	TEMPERATURE PROBE + CLIP	65103502		•																		
0431	TEMPERATURE PROBE (NTC)	65112082		•																		
0435	GASKET 1	569387		•																		
0449	TAP	65112185		•																		
0450	TAP	65112186		•																		
0458	CLIP	65112199		•																		
0464	PIPE	65112192		•																		
0465	PIPE	65112197		•																		
0466	PIPE	65112194		•																		
0467	PIPE	65112195		•																		
0468	PIPE	65112193		•																		
0469	PIPE	65112196		•																		
0470	FLOWMETER DN 10+O-RING	65112179		•																		
0482	O-RING 17.04X3.53	65104262		•																		
0483	O-RING 15.5X3.7 HNBR 75 SH	65112203		•																		
0484	O-RING 13.95X2.62 HNBR 75 SH 5 PCS	65112200		•																		
0486	STEPPER MIX. VALVE MUT	65112204		•																		



LIST OF THE ABBREVIATIONS

HW	: Hot water.
CW	: Cold water.
C	: Ceramic resistance (normal heating).
Ca	: Ceramic resistance (accelerated heating)
TP	: Immersion heater.
1F	: With fittings.
2F	: Without fittings.
3F	: With fittings and another outlet connection.
AMI	: With mixing valve.
SMI	: Without mixing valve.
PUISS	: Power of th appliance.
PN	: Appliance with normal pression.
LP	: Appliance with low pression.
PV	: Appliance with variable power.
PF	: Appliance with fixed power.

The indications mentioned on the prices, commercial or technical literature and the scheme are written for your guidance and are available at a given time. The CONSTRUCTOR retains the power to modify the presentation, the form, the size, the conception or the material of the products.
