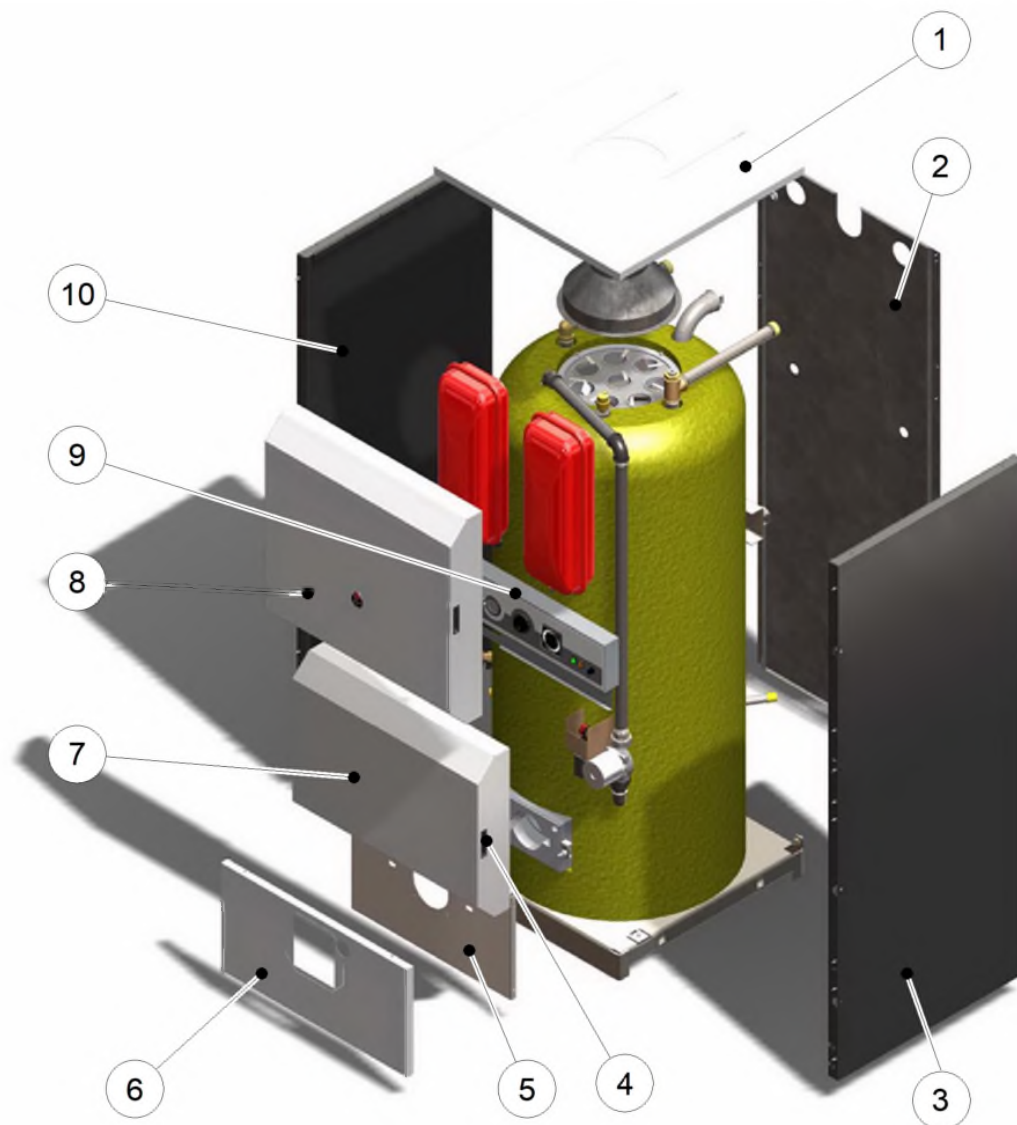




Panels HM70N V13

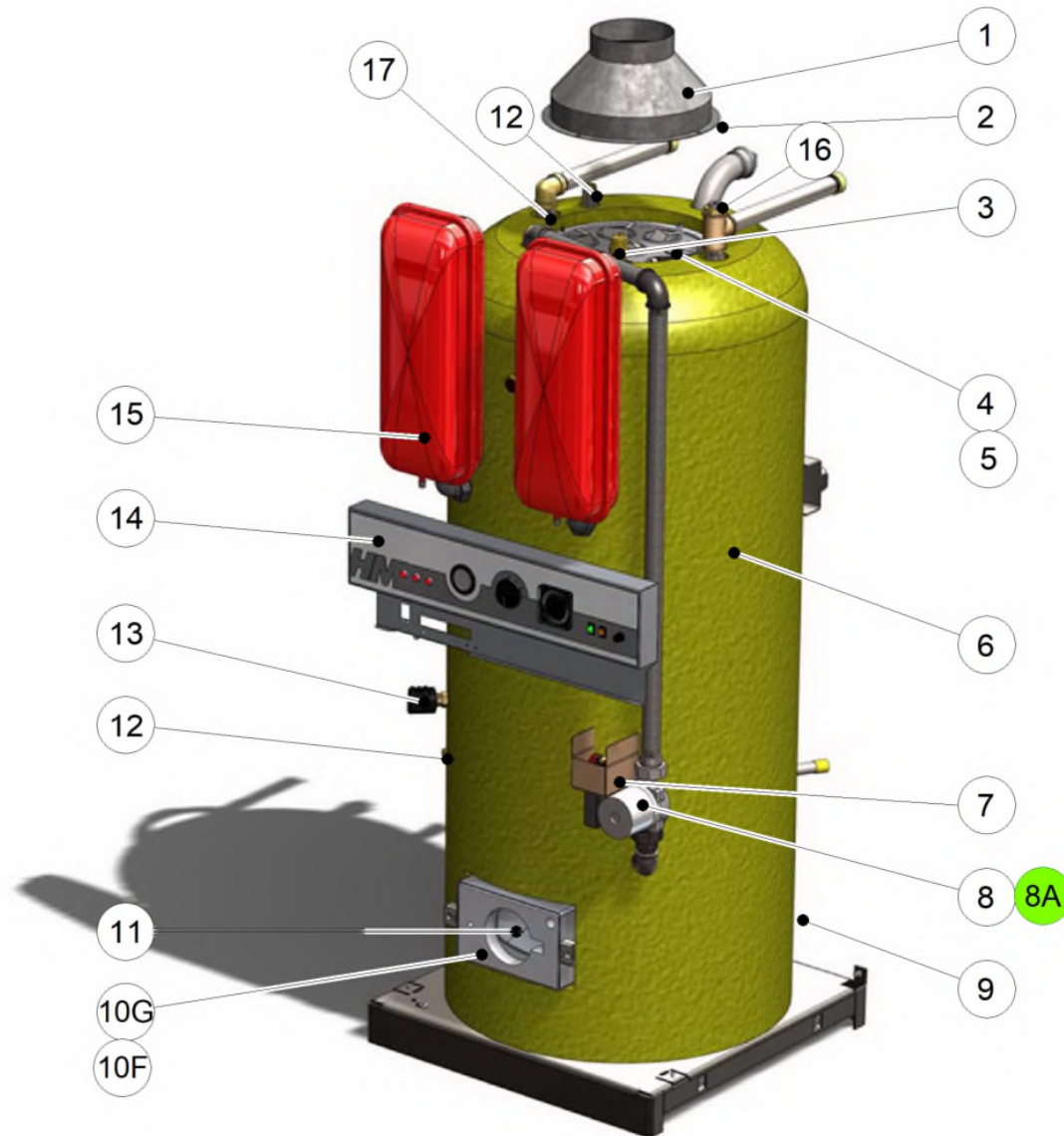




Panels HM70N V13
















	Code	Code GA	Quant.	Picture	Description	From --- To ----
1	21475496	784642	1		Top panel HM70-71-100-101 (white V13)	01-11-13-
2	20474496	784532	1		Rear panel HM70-71 (galva V13)	01-11-13-
3	21471496	784566	1		Side panel RH HM70-71 (grey V13)	01-11-13-
4	49410280	784904	4		Handle for cover (HD PE)	01-11-13-
5	2147P152	785720	1		Burner door HM70-100	
6	21476498	784661	1		Burner door cover HM70-100N (White V13)	01-11-13-
7	21473497	784611	1		Front panel lower HM70-71-100-101 white	01-11-13-
8	21478496	784683	1		Front panel upper HM70-71 (white V13)	01-11-13-
9	21477496		1		Control panel HM71-101 V13 (plate only)	01-11-13-
10	21472496	784586	1		Side panel LH HM70-71 (grey V13)	01-11-13-

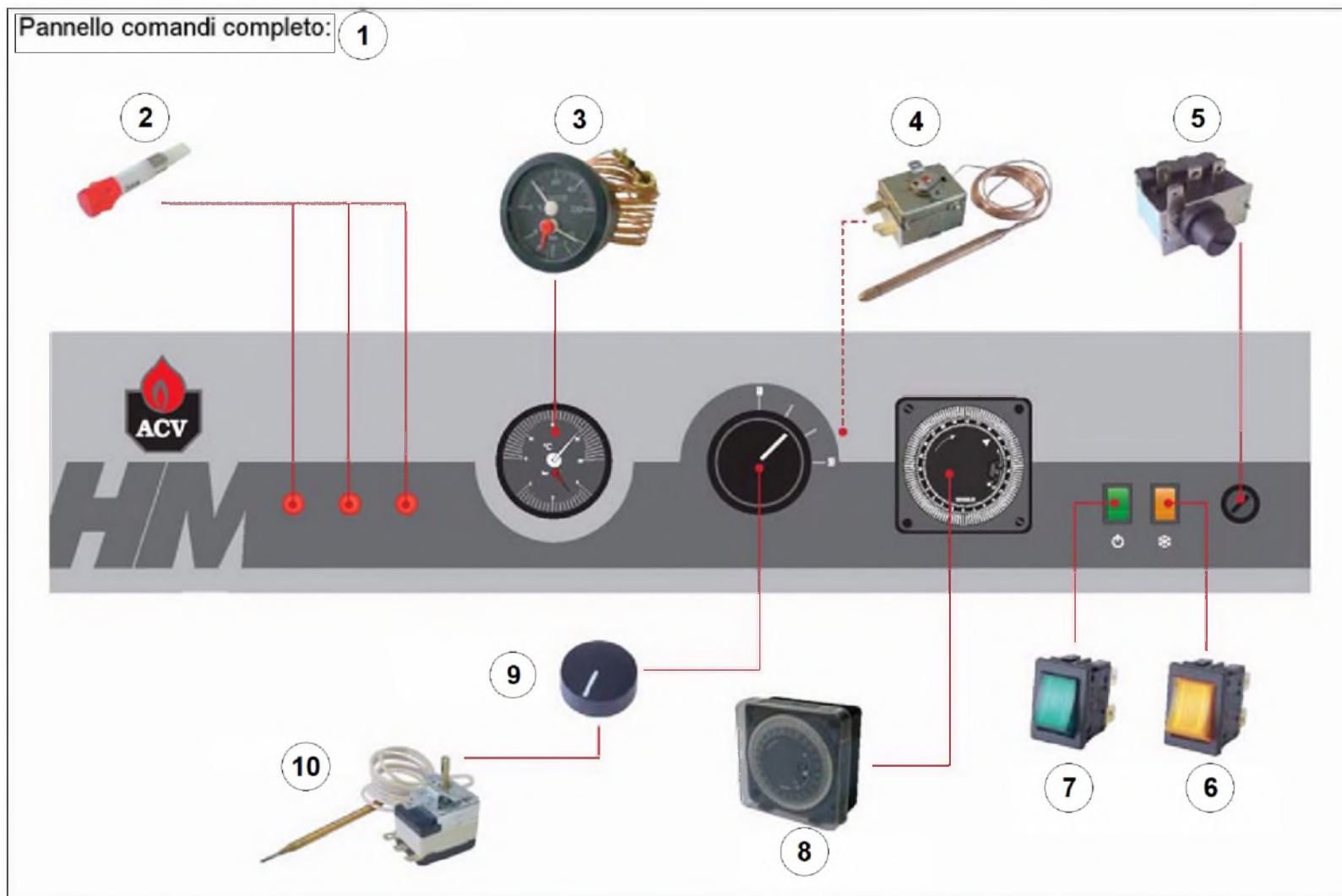
Internal HM70N V13














Internal HM70N V13

Code	Code GA	Quant.	Picture	Description	From --- To ----	Remark
1	507F3033	785935	1	 Flue hood 290- >DN150 mm F45/HM	01-11-13-	
2	557A0156	786630	1	 Gasket draft hood De:325 Di:290 Dh:310	01-11-13-	
3	55445007	785283	1	 Air vent auto.3/8 with non-ret.valve	01-11-13-	
4	507F2009	785930	8	 Turbulator upper HM type A	01-11-13-	
5	507F2010	785931	16	 Turbulator lower HM type B	01-11-13-	
6	30540603		1	Body foamed HM70-71 (V13)	01-11-13-	
7	557A1076	786682	1	 Safety valve 3bar 100kW 1/2	01-11-13-	
8	557A4009	786700	1	 Pump RS25/6-3 L130-3 G6/4	01-11-13-31-07-15	non ERP
8A	A1007650	780435	1	ASSEMBLY UPM3 AUTO 25-70 L130 &CONNECTOR	29-10-19-	ERP - prev : 557A4033 -prev A1006374
9	55426001	785274	1	 Drain cock 1/2	01-11-13-	
10F	A1003520	787214	1	 2 in 1 insulation HM30-60-100 Delta		Prev: 51700101
10G	51700102	784995	1	 Insul.burner door BG2000 Delta Pro-HM	01-11-13-	Gas
11	51700093	784989	1	 Insul.blanket D430x13 - 128kg/m³	01-11-13-	
12	63438001	785296	2	 Dry well brass 1/2x100 3 bulbs	01-11-13-	
13	A1003191	787140	1	 Kit pressure switch 220V (prev: 557a1056)	01-08-16-	
14	24614205	784719	1	Contr.pan.cpl HM70-100 (V13)	01-11-13-	
15	557A7006	786723	2	 Exp.vessel 10L CH	01-11-13-	
16	39438046	784824	1	 Dry well SST 1/2x950	01-11-13-	
17	497B0001	910423	1	Sparge tube PVCc 25x950	01-11-13-	





Control panel HM70N

Code	Code GA	Quant.	Picture	Description	From --- To ----	Remark	
1	24614205	784719	1		Contr.pan.cpl HM70-100 (V13)	01-11-13-	
2	54766001	785226	3		Light red D10 230V		
3	025007		1		Combined T°/Manometer 0-4 bar 0-120°C		Prev : 54441008 - Tableau électrique
4	025005		1		T-stat 95°C cap1610 bulb6 TU-L-DT		Prev : 54322000 - Tableau électrique
5	54764006	785207	1		T-stat+reset 103°C cap3060bulb6 TS-RM-DT		
6	54766017	785235	1		Switch 2P yellow		
7	54766016	785234	1		Switch 2P green		
8	54452000	785178	1		Timer Grässlin with switch		
9	54764021	785212	1		Knob for T-stat, white line		
10	025006		1		T-stat 0-90°C cap1500 bulb6 TU-L-DT		Prev : 54442045 - Tableau électrique