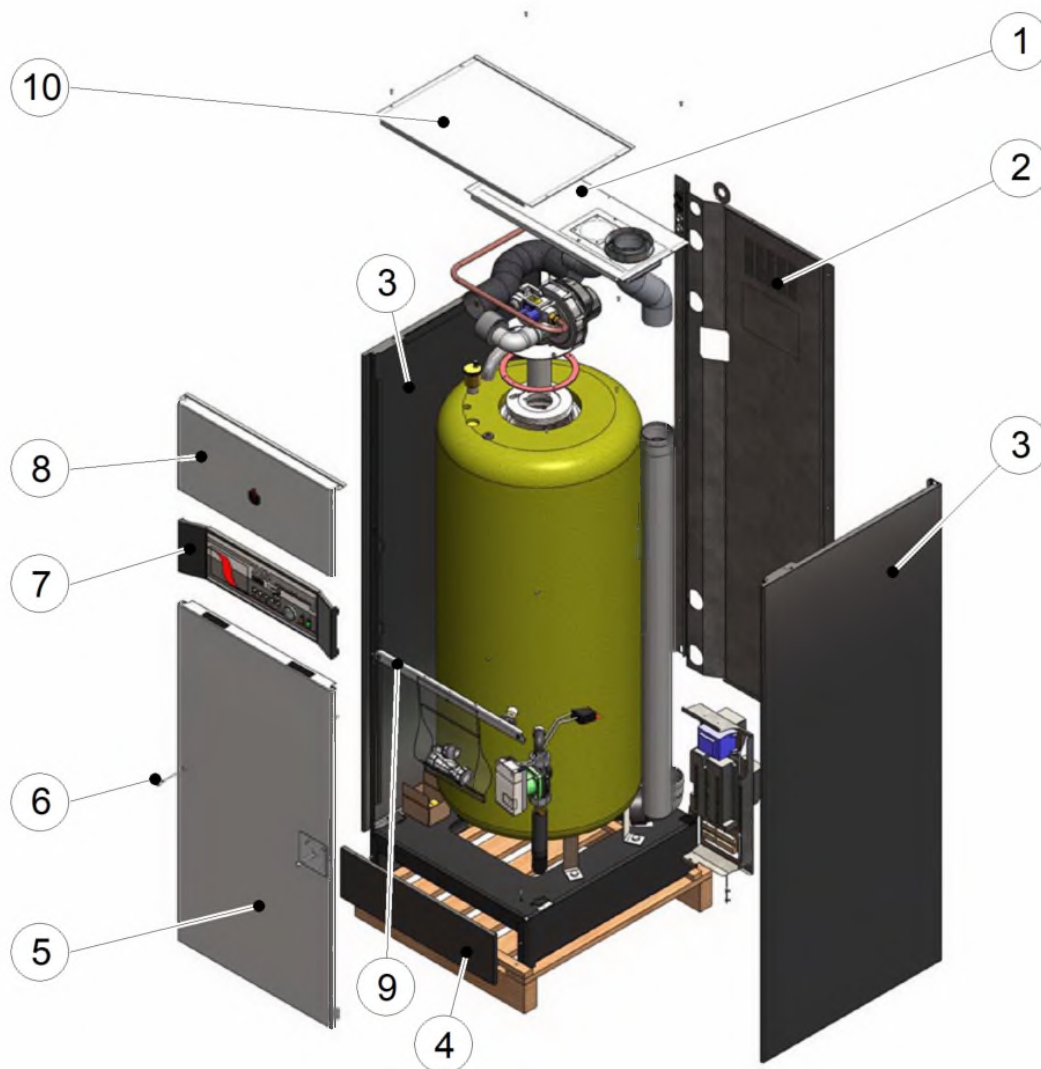



Panels HM45TC

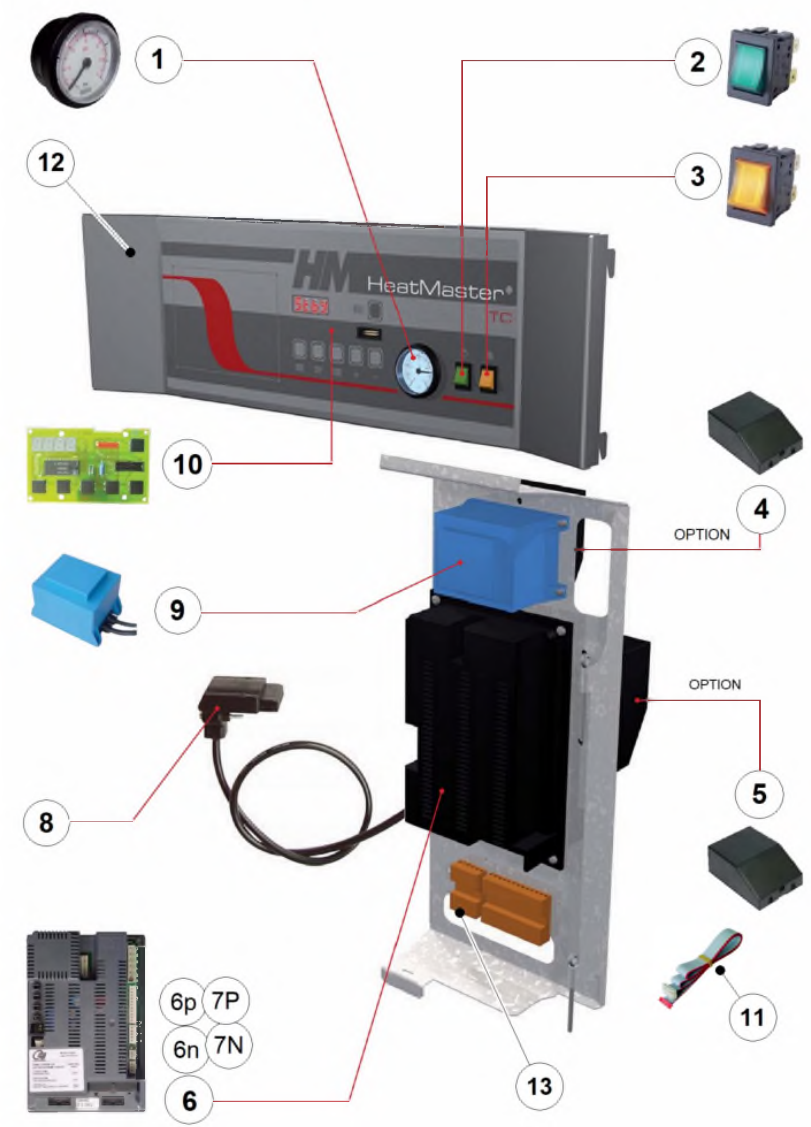




Panels HM45TC










☰	Code	Code GA	Quant.	Photo	Description	De --- A ---
1	28475488		1		Couvercle arr.HM25-35-45TC V14	01-10-13-
2	28474488		1		Arrière cpl.HM25-35-45TC V14	01-10-13-
3	28471488		2		Lat.G&D cpl HM25-35-45TC V14	01-10-13-
4	28476425		1		Avant socle cpl HM25-35-45TC V14	01-10-13-
5	28473485		1		Avant inf.cpl HM25-35-45TC V14	01-10-13-
6	497B1060	785883	2		Bouchon blanc Dp:9,5	01-10-13-
7	21477485	784669	1		Tableau (tôle) HM25-35-45TC	01-10-13-
8	28478425		1		Avant sup.cpl HM25-35-45TC V14	01-10-13-
9	2047A485	785704	1		Profilé fixation tableau HM25-35-45TC	01-10-13-
10	21479488	784693	1		supérieur avant HM25-35-45TC	01-10-13-

Control panel HM45TC

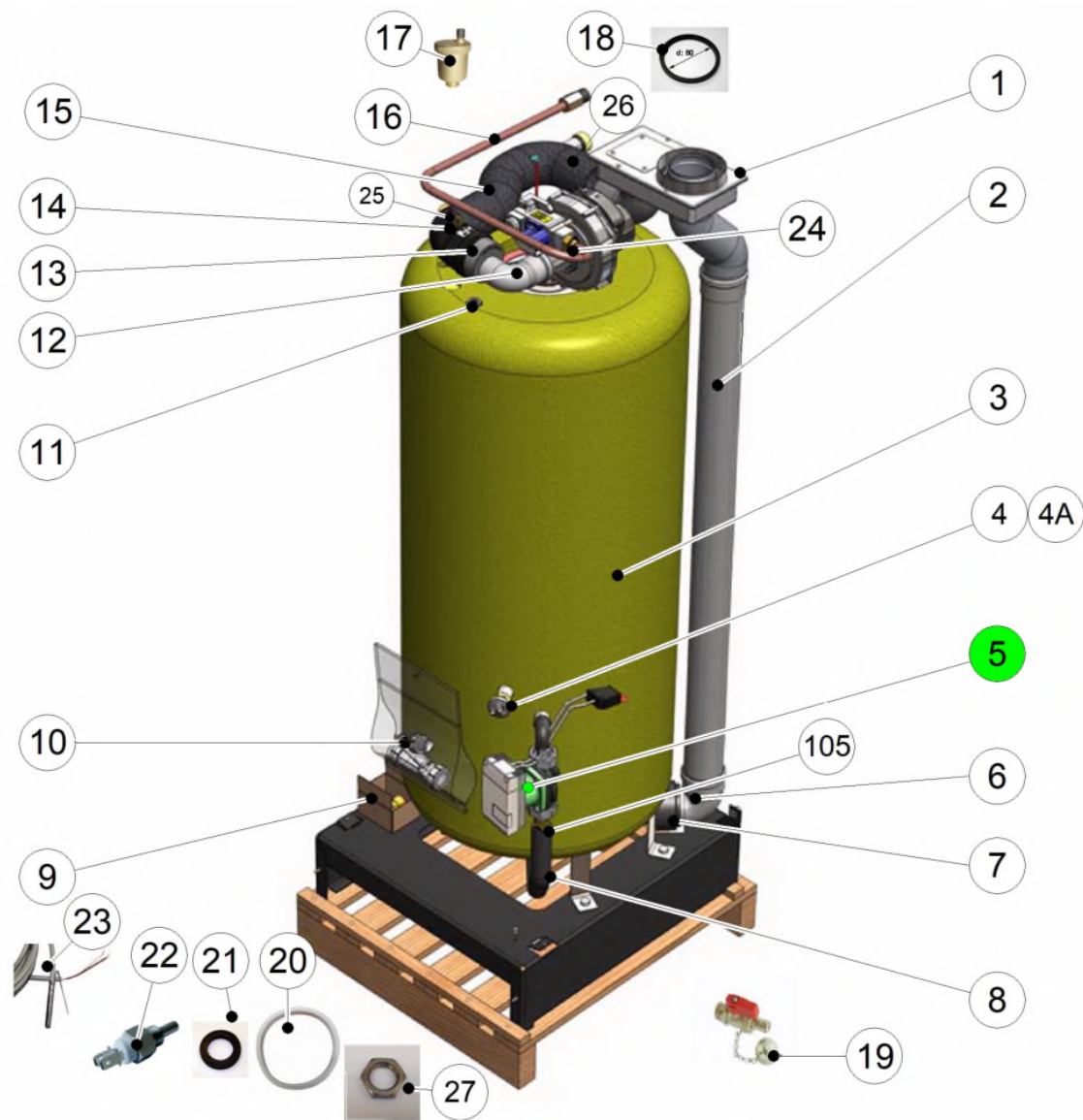



















Control panel HM45TC

Code	Code GA	Quant.	Photo	Description	De --- A ---	Remarque
1	54763017	785201	1	 Manomètre 0-4 bar 60psi Ø37mm noir	01-10-13-	
2	54766016	785234	1	 Interrupteur 2P vert	01-10-13-	
3	54766017	785235	1	 Interrupteur 2P jaune	01-10-13-	
4	10800094	784374	1	 Kit module d'alarme AM3-2	01-10-13-	OPTION
5	10800095	784375	1	 Kit module 2ème circ.chauf. AM3-11	01-10-13-	OPTION
6	5476G068	786534	1		01-10-13-	HM45TC G20-25
6	5476G069	786535	1		01-10-13-	HM45TC G31
8	537D3039	786102	1	 Rectificateur 24V L.1260 45900441-023B	01-10-13-	
9	547D3021	786562	1	 Transfo. 230/24V 72VA+ câble 35cm MCBA	01-10-13-	
10	537D3020	786091	1	 Circuit clavier pour MCBA	01-10-13-	
11	257F1079	785764	1	 Câble plat display vers MCBA	01-10-13-	
12	24614192		1		01-10-13-	V13

Internal HM45TC










Internal HM45TC

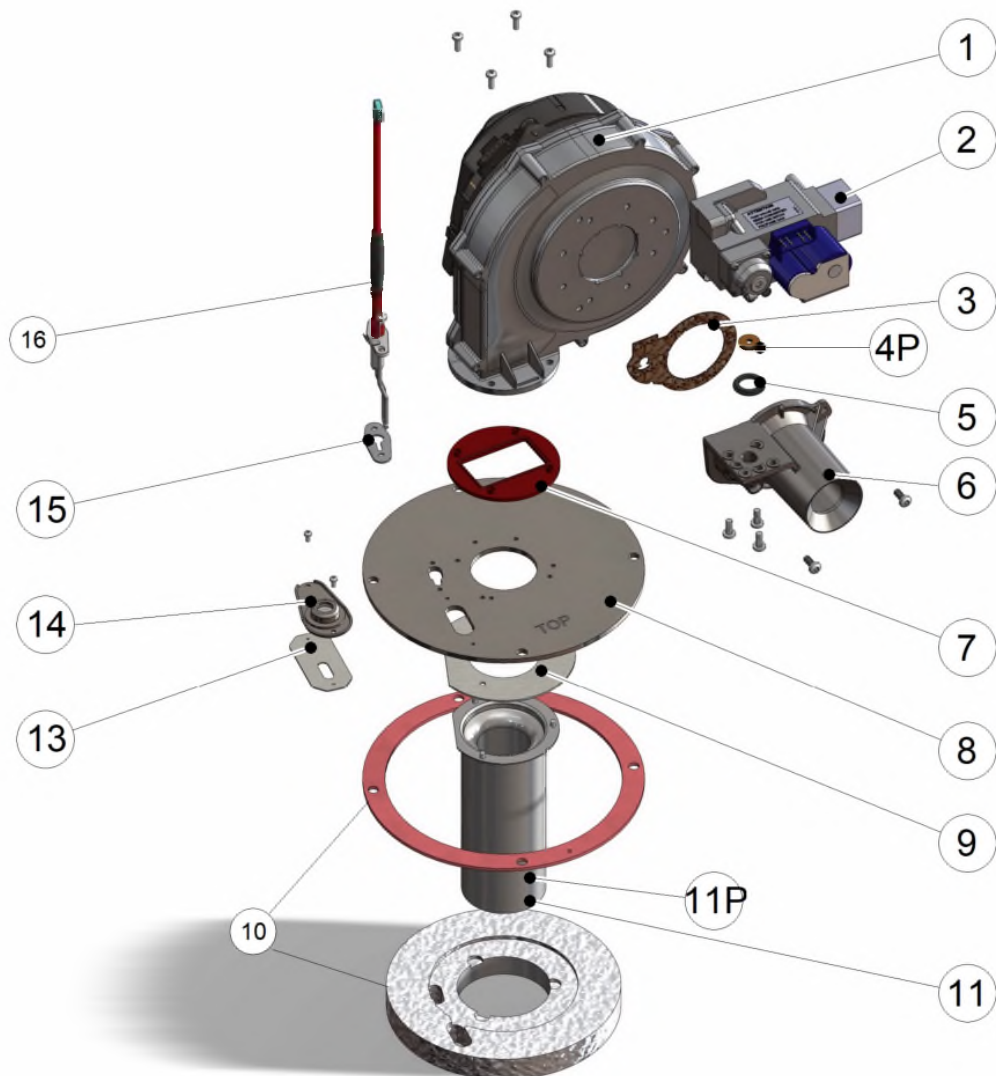
☒	Code	Code GA	Quant.	Photo	Description	De --- A ---	Remarque
1	507F3046	785943	1		Adaptat.80+80->80-125 HM35-45TC	01-10-13-	
2	537D6237	786233	1		Tube fumée D80 L1220 HM25-35-45TC	01-10-13-	
3	30540605	784811	1		Corps moussé HM25-35-45TC	01-10-13-	
4	557A1056	786672	1		-OBS- Pressost.manque eau 1/4 0,5-0,8 bar	01-10-13-31-12-15	Prev : 557A1056
4A	A1002747	787022	1		Pressost.manque eau 1/4 CEME	01-01-16-	
5	257F1145	785792	1		Circul.HEP câblé HM25->45TC V13 (ERP)	01-10-13-	ERP
6	537D6403	786285	1		Coude 90° MF DN80 PP gris+joint	01-10-13-	
7	10800261	784432	1		Bac condens.PPS+joint HM35TC-25 C	01-10-13-	
8	507F4272	786017	1		Tube de recirculation HM25-35-45TC	01-10-13-	
9	557A1079	786685	1		Ensemble soupape secur.3bar 50 kW	01-10-13-	
10	A1003132	787101	1		Siphon DH50+bille+bague+joint	01-10-16-	PREV: 557A8004
11	39438027	784821	1		Doigt de gant inox 1/2x500	01-10-13-	
12	537D6090	786188	1		Coude 90° MF DN50 PVC+joint	01-10-13-	
13	537D6092	786189	1		Réduction PVC Ø80/50 MF	01-10-13-	
14	537D6508	786355	1		Coude 90° D:80 PP air (noir) avec trou	01-10-13-	
15	537D6238	786234	1		Tube flexible air D80 L320	12-10-14-	prev: 537D6496
16	507F4111	785966	1		Tube gaz HM25-35-45TC	01-10-13-	
17	557A3001	786695	1		Purgeur air auto.1/2 laiton	01-10-13-	
18	557A0105	786600	1		Joint à lèvres DN80 HR-EPDM noir	01-10-13-	
19	55426001	785274	1		Robinet de vidange 1/2	01-10-13-	



Internal HM45TC


















Code	Code GA	Quant.	Photo	Description	De --- A ---	Remarque
20	557A0141	786618	1	 Joint DI:166 bac.condens.HM35TC	01-10-13-	
21	A1004464	787332	1	Joint 28-45x4 Viton bac condens.HMTC	01-10-13-	
22	5476G008	786492	1	 Sonde NTC 12K d5x18 1/8 +faston	01-10-13-	
23	547D3018	786561	1	 Sonde NTC 12K L1500 pour ballon	01-10-13-	
24	557A0161	786633	1	 Joint gaz 23,5x17x2 NBR 80 ShA EN682	01-10-13-	
25	53437039	785089	1	 Prise de pression D:8,5 M5	01-10-13-	
26	537D6352	786269	1	Coude 90° D:80 PP air (noir)	01-10-13-	
27	4779A011	785844	1	 Ecrou 3/4 DIN431A inox HMTc	01-10-13-	
105	55412047	785269	2	 Joint 44-30x2 néoprène	01-10-13-	

Burner HM45TC





Burner HM45TC

Code	Code GA	Quant.	Photo	Description	De --- A ---	Remarque
0	10800265	784436	1	 Kit visserie chd.condens.	01-10-13-	
1	537D3033	786096	1	 Ventil. RG148-3633 230V	01-10-13-	
2	537D4033	786130	1	 Vanne gaz VK8115V1036	01-10-13-	
3	557A0026	786570	1	 Joint (liège) venturi	01-10-13-	
4P	537D4013	786124	1	 Opercule 6mm (VF001 G31)	01-10-13-	G31 Propane
5	557A0098	786597	1	 Joint vanne gaz-venturi	01-10-13-	
6	537D6038	786187	1	 Venturi VF001	01-10-13-	
7	557A0054	786583	1	 Joint bride ventil.Prest.	01-10-13-	
8	507F4095	785961	1	 Plaque brûleur Prest.24-32 HMTTC	01-10-13-	
9	A1002407	786963	1	 Joint rampe Prest.24-32 V14		pREV 557A0153
10	A1005068	787426	1	 Isol.brûleur 2en1 Prest.24-32 MK2-2,75	01-03-18-	Prev: A1003351 557A0179-51700128
11	537DZ025	786451	1	 Rampe Prest.24-32 GN D:63 L:157,9	01-10-13-	G20-G25
11P	537DZ026	786452	1	 Rampe NIT NIT Prest.D63 L158	01-10-13-	G31 propane
13	557A0149	786623	1	 Joint regard flamme monobl(68x32x2 GPE)	01-10-13-	
14	507F4283	786028	1	 Kit regard flamme monobloc	01-10-13-	
15	557a0095	786595	1	 Joint électrode Prest.MK3	01-10-13-	
16	537dz052	786472	1	 électrode HM 45TC avec faston		prev 537dz046-10800288