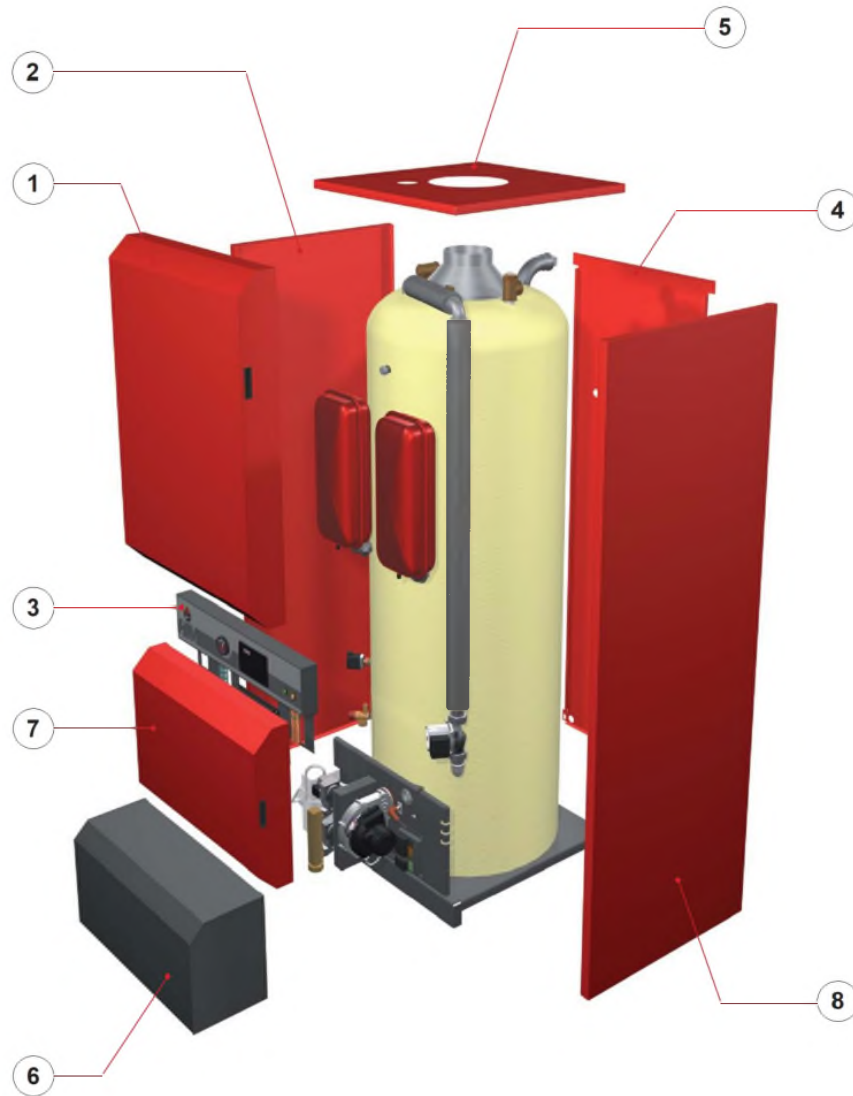


Panels HM101

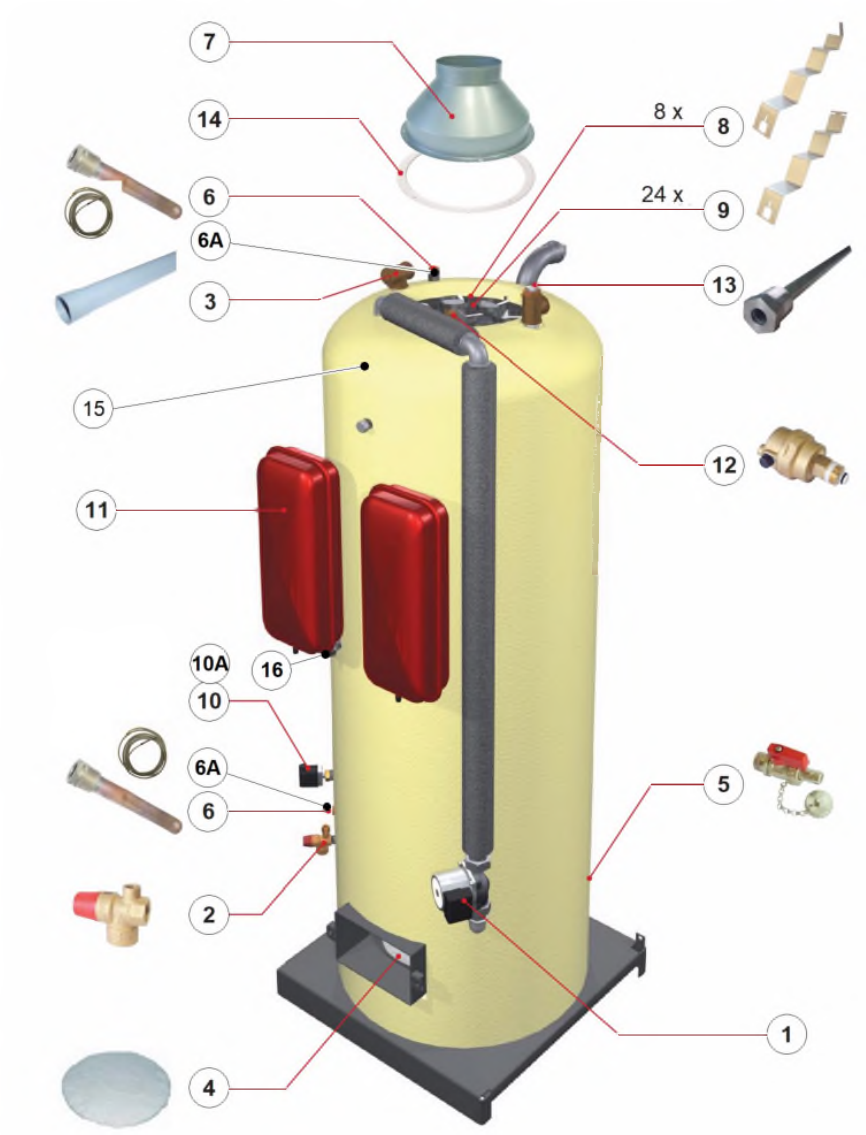




Panels HM101

















☒	Code	Code GA	Quant.	Description	From --- To ----
1	21473370		1	Front panel upper HM100-101 (red)	-01-09-13
2	21472370		1	Side panel LH HM100-101 (red)	-01-09-13
3	21477370		1	Control panel HMN - 71 - 101 / BG2000	-01-09-13
4	21474370		1	Rear panel HM100-101 (red)	-01-09-13
5	21475369		1	Top panel HM70-71-100-101 (red)	-01-09-13
6	21476369	784653	1	Burner cover HM71-101 BG2000	-01-09-13
7	21478369		1	Front panel lower HM70-71-100-101 (red)	-01-09-13
8	21471370		1	Side panel RH HM100-101 (red)	-01-09-13

Internal HM101

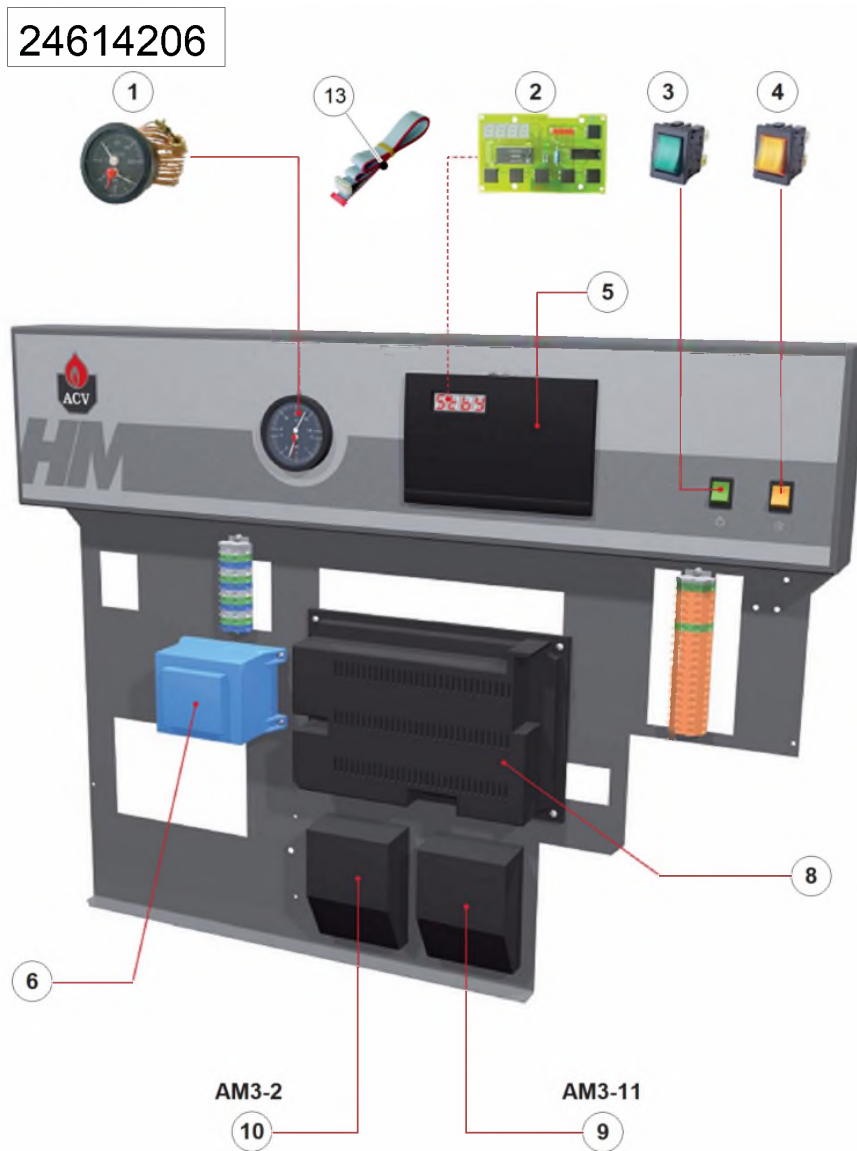




Internal HM101

Code	Code GA	Quant.	Picture	Description	From --- To ----	Remark
1	557A4009	786700	1	 Pump RS25/6-3 L130-3 G6/4	-01-09-13	
2	557A1076	786682	1	 Safety valve 3bar 100kW 1/2	01-02-13-01-09-13	Prev: 55426017
3	49410071	784901	1	Sparge tube PVCc 25x1350 unplug.	-01-09-13	
4	51700093	784989	1	 Insul.blanket D430x13 - 128kg/m³	01-10-12-01-09-13	prev: 51305000
5	55426001	785274	1	 Drain cock 1/2	-01-09-13	
6A	5476g002	786490	1	 NTC sensor 12k duplo L:2400 mm	-01-09-13	
6	63438001	785296	1	 Dry well brass 1/2x100 3 bulbs	-01-09-13	
7	507F3033	785935	1	 Flue hood 290- >DN150 mm F45/HM	-01-09-13	
8	507F2009	785930	8	 Turbulator upper HM type A	-01-09-13	
9	507F2010	785931	24	 Turbulator lower HM type B	-01-09-13	
10	557A1056	786672	1	 -OBS- Low pressure switch 1/4 0,5-0,8 bar	-01-09-13	Prev : 557A1056
10A	A1002747	787022	1	 Low press.switch 1/4 CEME	01-01-16-	
11	557A7006	786723	2	 Exp.vessel 10L CH	-01-09-13	
12	55445007	785283	1	 Air vent auto.3/8 with non-ret.valve	-01-09-13	
13	39438047	784825	1	 Dry well SST 1/2x1200	-01-09-13	
13	5476G003	786491	1	 NTC sensor 12k L:3200mm for tank	-01-09-13	
14	557A0156	786630	1	 Gasket draft hood De:325 Di:290 Dh:310	01-10-12-01-09-13	Prev: 557A0016
15	A1005756		1	Body with insulation HM100-101 (V13)	-01-09-13	Prev:30540368
16	42716007	784844	2	Rotary elbow mf3/4 fig.97 steel		

Control panel HM101

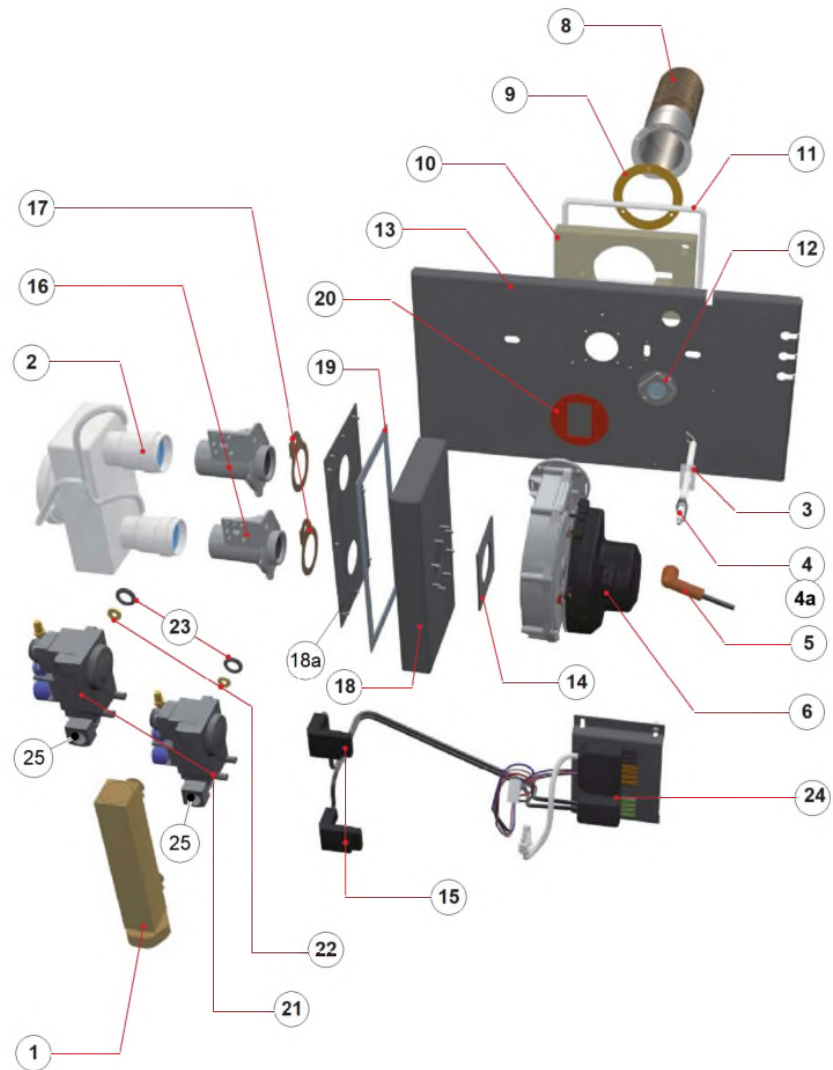




Control panel HM101

















Code	Code GA	Quant.	Picture	Description	From --- To ----	Remark
1	025007	1		Combined T°/Manometer 0-4 bar 0-120°C		Prev : 54441008 -Tableau électrique
2	537D3020	786091	1		Display for MCBA	
3	54766016	785234	1		Switch 2P green	
4	54766017	785235	1		Switch 2P yellow	
5	537D3023	786092	1		Display box Hoval EBV 16.9910906013	
6	547D3021	786562	1		Transfo.230/24V 72VA+ cable 35cm MCBA	
8	537D8038	786379	1		MCBA preset for HM101	
9	10800095	784375	1		Kit second heating circuit AM3-11	OPTION
10	10800094	784374	1		Kit alarm module AM3-2	OPTION
11	24614206	784720	1		Contr.pan.cpl HM71-101 (V13)	01-09-13- Prev: 24614113
13	257F1079	785764	1		Ribbon cable display to MCBA	

Burner HM101












Burner HM101

Code	Code GA	Quant.	Picture	Description	From --- To ----	Remark
1	507F4007	785947	1	 Manifold GAS for HM101 burner		
2	507F4008	785948	1	Manifold AIR for HM101 burner		
3	557A0163	786635	1	 Gasket électrode dual ceramic	01-10-12-	Prev: 557A0012
4a	537DX028	786437	1	 électrode 215-10-LH dual ceram.	-01-01-13	V09 only
4	10800313	784486	1	 Kit électrode for HMTC large +screws+gask.	01-01-13-	(537DZ040+screws and gasket) Prev: 537DX020
5	257F1071	785759	1	 Ignition cable 780mm Prest.		Prev : 257F1073 Tableau électrique
6	537D3033	786096	1	 Fan RG148-3633 230V Prestige 75		
8	537DZ019	786448	1	 Burner head NIT 98x372		
9	557A0020	786567	1	 Gasket burner head BG2000S-100 HM101-201		
10	51700103	784996	1	 Insul.burner door BG2000 HM100- 101	01-10-12-	Prev: 557A0021
11	51700025	784980	1	 Cord D:10mm (per meter)		
12	50423365	784922	1	 Sight glass Furigas (assembly)		
12	557A0155	786629	1	 Gasket kerlane Ø44x28x2	01-10-12-	Prev: 55412000
13	21479370	784689	1	Burner door HM101		
14	557A0019	786566	1	 Gasket fan HM101 BG2000S-100		
15	537D3016	786089	2	 Rectifier 24V 45900446.051B		
16	537D4028	786129	2	 Venturi VF051		
17	557A0026	786570	2	 Gasket (cork) for venturi		
18	2147B369	785712	1	Housing gas manifold HM101& BG2000-S100		
18a	2147C369	785714	1	Cover gas manifold HM101 & BG2000-S100		



Burner HM101

Code	Code GA	Quant.	Picture	Description	From --- To ----	Remark
19	557A0025	786569	1	 Gasket for HM100 burner manifold		
20	55700026	785284	1	 Gasket for fan BG2000		
21	537D4033	786130	2	 Gaz valve VK8115V1036		
22	537D4037	786132	2	 Orifice 6,8mm (VF051 G31)		
23	557A0098	786597	2	 Gasket venturi-gas valve		
24	257F1107	785775	1	 Cabling burner HM101		
25	53402086	785025	2	 Elbow flange gas valve 1/2 +o-ring		