



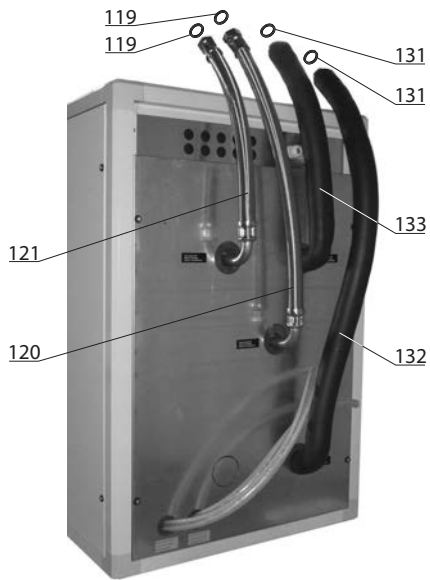
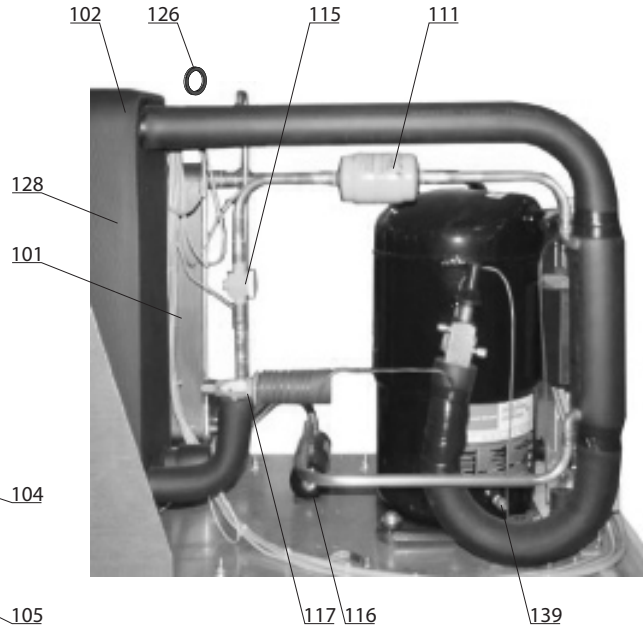

SPARE PARTS EXPLODED VIEW HEAT PUMPS

Model

AQUATOP T

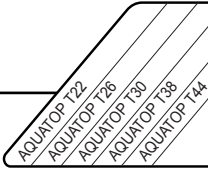

R8203235-03 - 26/03/2012

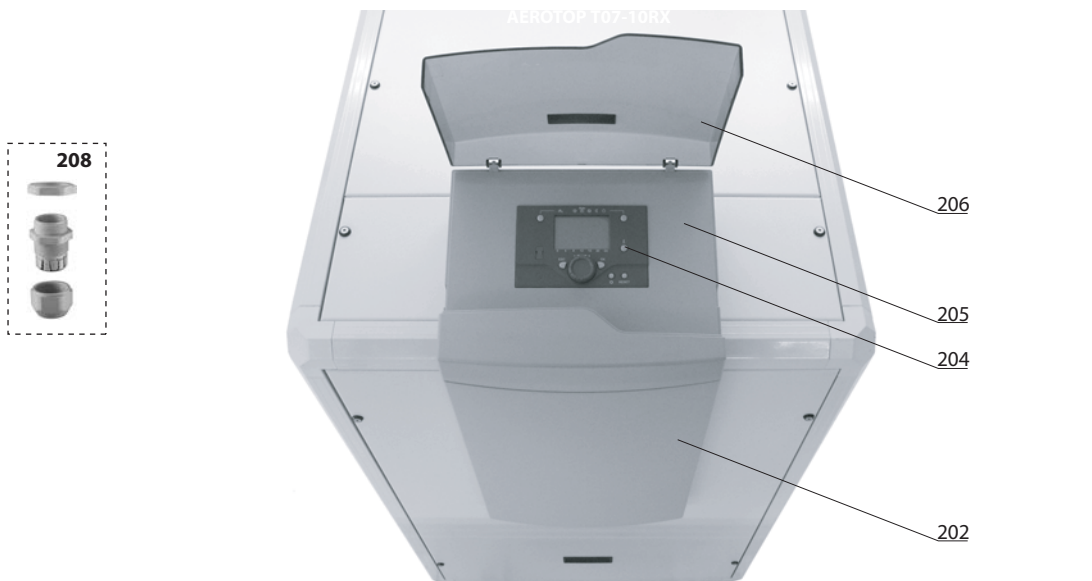

1	364 0052	AQUATOP T22	10/08	...
2	364 0053	AQUATOP T26	10/08	...
3	364 0054	AQUATOP T30	09/08	...
4	364 0055	AQUATOP T38
5	364 0056	AQUATOP T44	10/08	...
Col	Reference	Model type	Begin	End


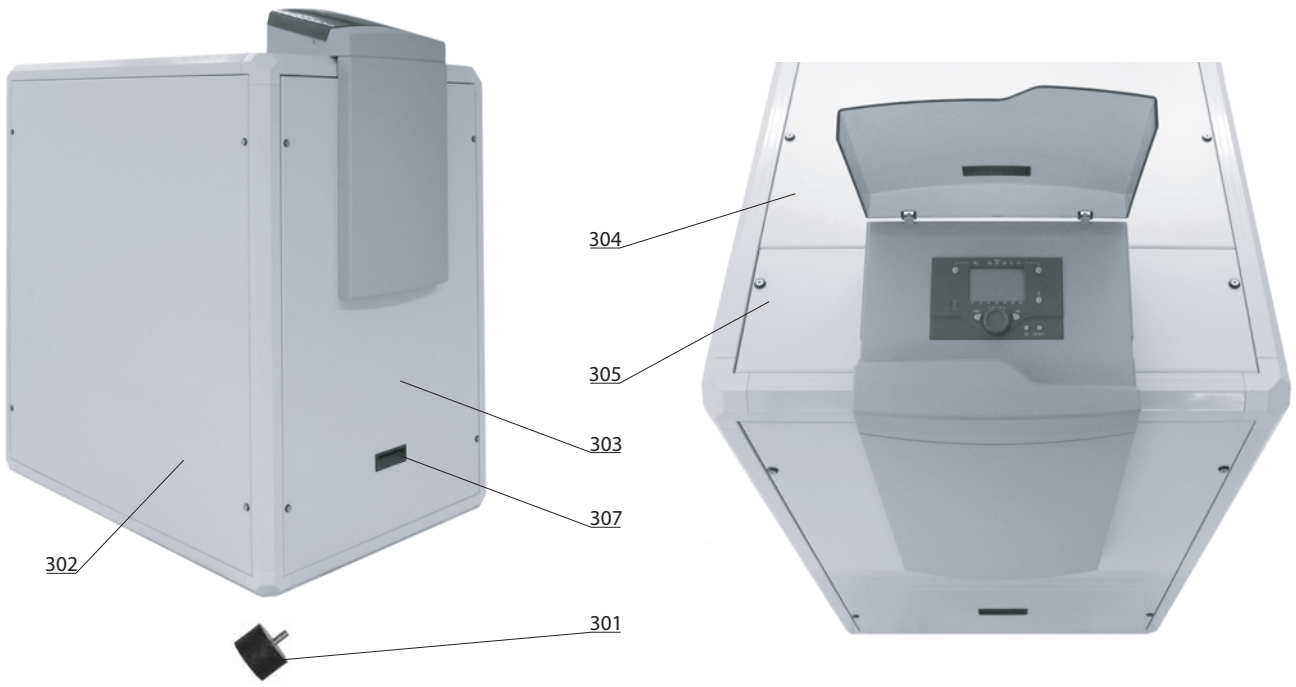


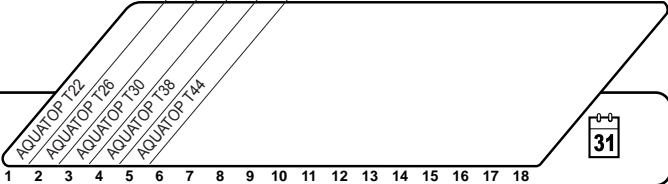
136
 JOINT (/135)
 GASKET (/135)
 GUARNIZIONE (/135)
 JUNTA (/135)
 DITHTUNG (/135)

138
 JOINT (/137)
 GASKET (/137)
 GUARNIZIONE (/137)
 JUNTA (/137)
 DITHTUNG (/137)

☺	Description	Manf. Pt. N	Type																			
				1	2	3	4	5	6	7	8	9	10	11	12	13	14	15	16	17	18	
0100	COLD CIRCUIT																					
0101	SECONDARY EXCHANGER (INOX)	12079889		•	•	•																
	SECONDARY EXCHANGER (INOX)	64191165					•															
	SECONDARY EXCHANGER (INOX)	64191210							•													
0102	SECONDARY EXCHANGER (INOX)	64191165		•																		
	SECONDARY EXCHANGER (INOX)	64191166			•	•																
	SECONDARY EXCHANGER (INOX)	64191167					•	•														
0104	NTC PROBE	64190795		•	•	•	•	•														
0105	COMPRESSOR SCROLL ZR11M3E-TWD-551	11002332			•																	
	SCROLL COMPRESSOR	11002335					•															
	SCROLL COMPRESSOR	11002336						•														
	COMPRESSOR SCROLL ZR19M3E TWD 551-IVE	11002337							•													
	COMPRESSOR SCROLL ZR90K3E-TWD-551	64191164		•																		
0106	DOUBLE PRESSOSTAT	11002358		•	•	•	•	•												04/09		
	GAS PRESSURE SWITCH BP 0,9-1.5 BAR	64191558		•	•	•	•	•												05/09		
	PRESSURE SWIT. HP 20-16 BAR, 6MM SOLDER	64191559		•	•	•	•	•												05/09		
0107	CAPILLARY TUBE WITH SCHRADER CONNECT.	11002351		•	•	•	•	•												04/09		
0109	PRESSURE SWITCH 0,7 BAR 1/4"	64190319		•	•	•	•	•														
0111	DRYER FILTER	11002362		•																		
	DRYER FILTER	11002360			•	•	•	•														
0114	EXCHANGER	11002366			•	•	•	•														
	EXCHANGER	11002369		•																		
0115	LIQUID INDICATOR	11002363			•	•	•	•														
	LIQUID INDICATOR	11002365		•																		
0116	VERTICAL LIQUID COLLECTING TANK	12081473		•	•	•	•	•														
0117	EXPANSION VALVE	12080043		•																		
	EXPANSION VALVE	12080054			•	•																
	EXPANSION VALVE	12080065						•	•													
0119	SHEET GASKET D: 38-27-2	12080307		•	•	•	•	•														
0120	FLEXIBLE PIPE ENTERED HOT WATER	64191177		•	•	•	•	•														
0121	FLEXIBLE PIPE EXIT HOT WATER	64191180		•	•	•	•	•														
0122	LEG D:40X30XM8	11002371		•	•	•	•	•														
0126	SHEET GASKET D: 38-27-2	12080307		•	•	•	•	•														
0131	GUARNIZIONE D:44-32-2	12013460		•	•	•	•	•														
0132	FLEXIBLE PIPE EXIT	64191181		•																		
	FLEXIBLE PIPE EXIT	64191182			•	•	•	•														
0133	FLEXIBLE PIPE EXIT	64191178		•																		
	FLEXIBLE PIPE ENTERED	64191179			•	•	•	•														
0135	STOP VALVE ROTALOCK 1"1/4-12 UNF-7/8"	11002418			•	•	•															
	STOP VALVE ROTALOCK 1"3/4 12UNF-1"1/8	64191223							•													
	STOP VALVE ROTALOCK 1"1/4 12UNF-3/4"	64191600		•																		
0136	GASKET 1"1/4-12	12080208		•	•	•	•	•														
0137	STOP VALVE ROTALOCK 1"3/4-12 UNF-1"3/8	11002419			•	•	•															
	STOP VALVE ROTALOCK 1"3/4 12UNF-1"1/8	64191223		•																		
	STOP VALVE ROTALOCK 2"1/4 12UNF-1"5/8	64191224							•													
0138	GASKET 1"3/4-12	12080219		•	•	•	•	•														







☰	Description	Manf. Pt. N	Type	1 2 3 4 5 6 7 8 9 10 11 12 13 14 15 16 17 18
---	-------------	-------------	------	--



0300	FRONT CASE																						
0301	LEG D:70X45XM10	11002372		●	●	●	●	●															
0302	SIDE PANEL	64190829		●	●	●	●	●															
0303	FRONT PANEL	64190828		●	●	●	●	●															
0304	TOP PANEL	64190827		●	●	●	●	●															
0305	TOP PANEL	64190826		●	●	●	●	●															
0306	ELECTRICAL BOX	64190824		●	●	●	●	●															
0307	HANDLE	64190822		●	●	●	●	●															
0308	REAR PANEL	64190825		●	●	●	●	●															
0309	PLUG	64191238		●	●	●	●	●															
5000	ACCESSORIES																						
5001	HEAT SENSOR QAC 34/101	64190686		●	●	●	●	●															

LIST OF THE ABBREVIATIONS

HW	: Hot water.
CW	: Cold water.
C	: Ceramic resistance (normal heating).
Ca	: Ceramic resistance (accelerated heating)
TP	: Immersion heater.
1F	: With fittings.
2F	: Without fittings.
3F	: With fittings and another outlet connection.
AMI	: With mixing valve.
SMI	: Without mixing valve.
PUISS	: Power of th appliance.
PN	: Appliance with normal pression.
LP	: Appliance with low pression.
PV	: Appliance with variable power.
PF	: Appliance with fixed power.

IDENTIFICATION PLATE

SERIAL NUMBER

12 Characters : 004.07.10.T07CX

Sequential number	004	.	07	.	10	.	T07CX	Product model
								Month of manufacture
								Year of manufacture

OR

12 Characters : 4 H E 56378

Fixed reference	4	H	E	56378	Sequential number
					Fixed reference
					Sequential number

15 Characters : A1010 XX 09 043 002

Product model	A1010	XX	09	043	002	Sequential number
						Day of manufacture
						Year of manufacture

The indications mentioned on the prices, commercial or technical literature and the scheme are written for your guidance and are available at a given time. The CONSTRUCTOR retains the power to modify the presentation, the form, the size, the conception or the material of the products.