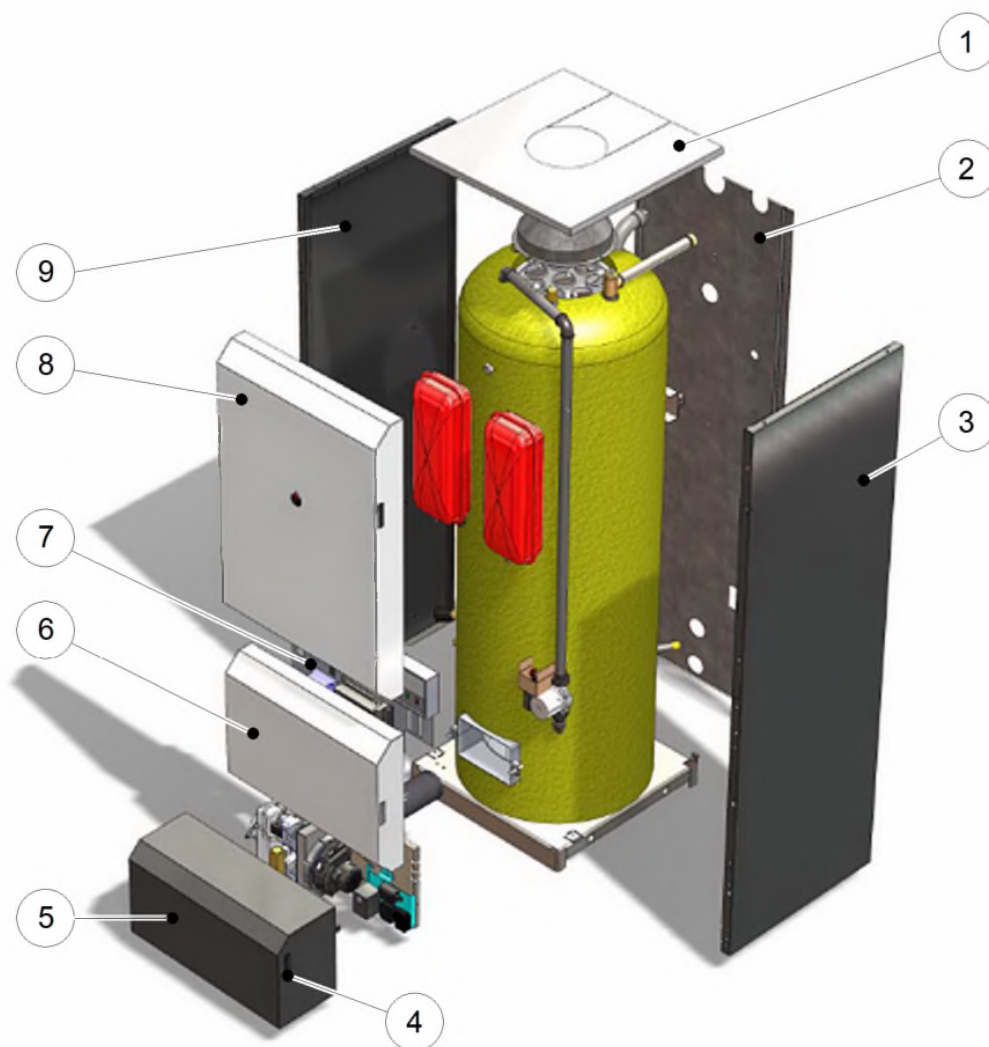



Panels HM101 V13

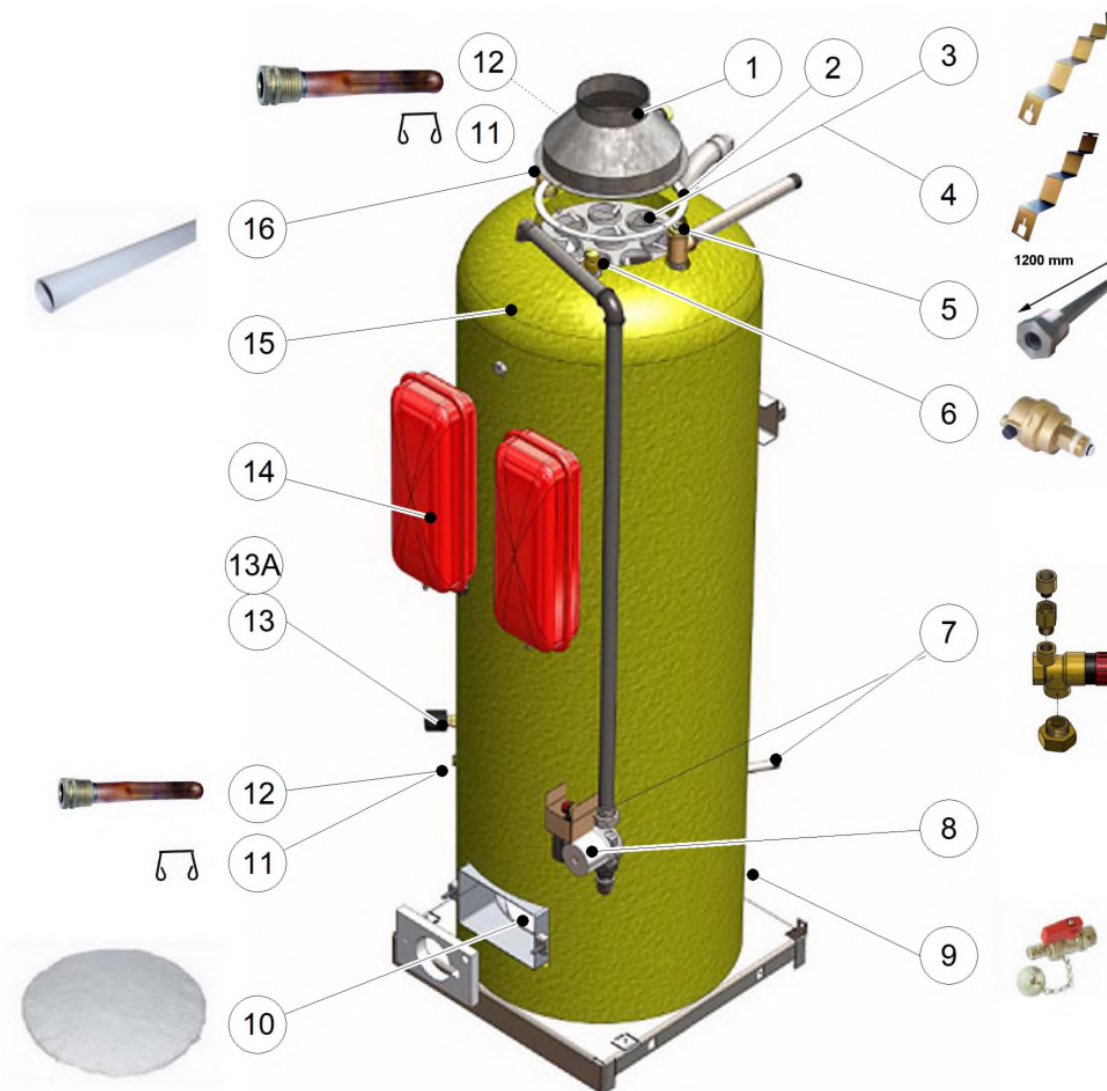




Panels HM101 V13
















| Code | Code GA | Quant. | Picture | Description | From --- To ---- | |
|------|----------|--------|---------|-----------------------------------------------------------------------------------|-----------------------------------------|-----------|
| 1 | 21475496 | 784642 | 1 | | Top panel HM70-71-100-101 (white V13) | 01-09-13- |
| 2 | 20474497 | 784533 | 1 | | Rear panel HM100-101 (galva V13) | 01-09-13- |
| 3 | 21471497 | 784567 | 1 | | Side panel RH HM100-101 (grey V13) | 01-09-13- |
| 4 | 49410280 | 784904 | 6 |  | Handle for cover (HD PE) | 01-09-13- |
| 5 | 21476496 | | 1 |  | Burner cover HM71-101 (Grey V13) | 01-09-13- |
| 6 | 21473497 | 784611 | 1 | | Front panel lower HM70-71-100-101 white | 01-09-13- |
| 7 | 21477496 | | 1 | | Control panel HM71-101 V13 (plate only) | 01-09-13- |
| 8 | 21478497 | 784684 | 1 | | Front panel upper HM100-101 (white V13) | 01-09-13- |
| 9 | 21472497 | 784587 | 1 | | Side panel LH HM100-101 (grey V13) | 01-09-13- |

Internal HM101 V13

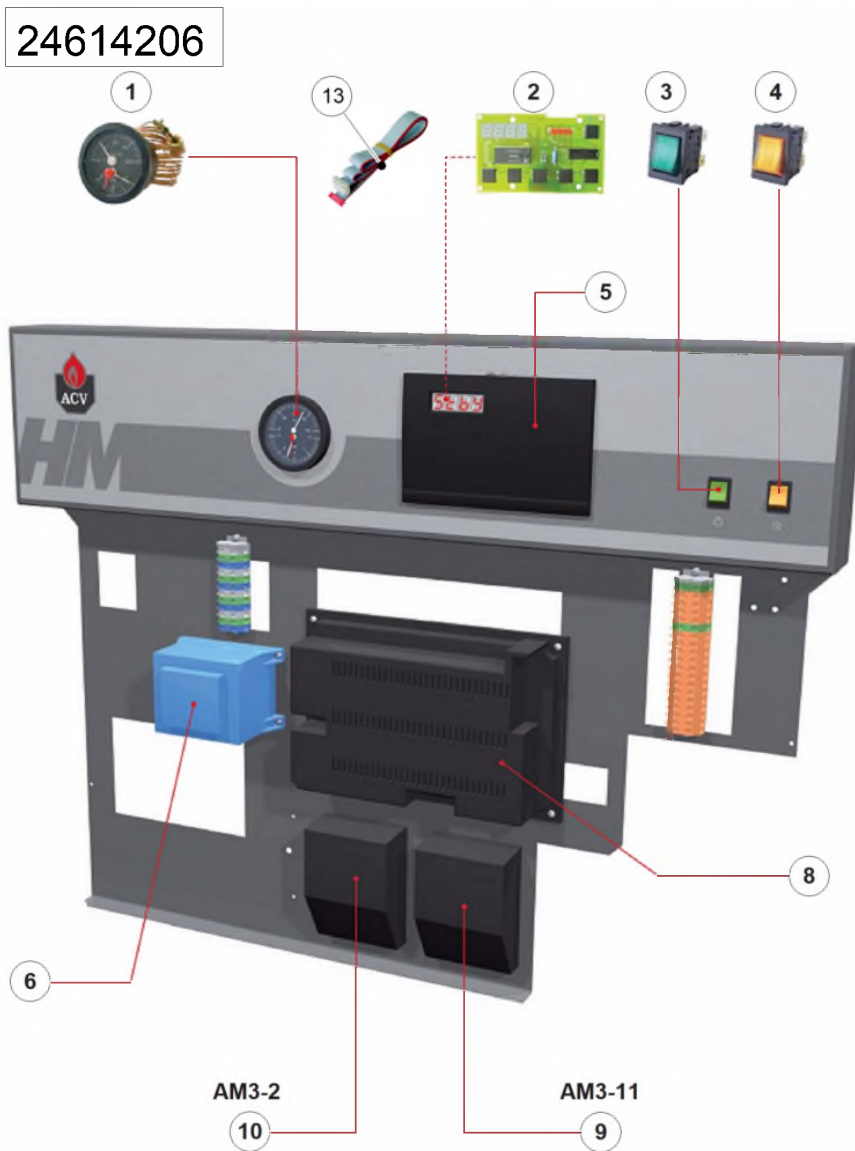




Internal HM101 V13

| Code | Code GA | Quant. | Picture | Description | From --- To ---- | Remark |
|------|----------|--------|---------|-------------------------------------------------------------------------------------------------------------------------------|-------------------|--------------------------------------|
| 1 | 507F3033 | 785935 | 1 |  Flue hood 290- >DN150 mm F45/HM | 01-09-13- | |
| 2 | 557A0156 | 786630 | 1 |  Gasket draft hood De:325 Di:290 Dh:310 | 01-09-13- | |
| 3 | 507F2009 | 785930 | 8 |  Turbulator upper HM type A | 01-09-13- | |
| 4 | 507F2010 | 785931 | 24 |  Turbulator lower HM type B | 01-09-13- | |
| 5 | 39438047 | 784825 | 1 |  Dry well SST 1/2x1200 | 01-09-13- | |
| 6 | 55445007 | 785283 | 1 |  Air vent auto.3/8 with non-ret.valve | 01-09-13- | |
| 7 | 557A1076 | 786682 | 1 |  Safety valve 3bar 100kW 1/2 | 01-09-13- | |
| 8 | 557A4009 | 786700 | 1 |  Pump RS25/6-3 L130-3 G6/4 | 01-09-13-31-12-19 | non ERP |
| 8A | A1007650 | 780435 | 0 | ASSEMBLY UPM3 AUTO 25-70 L130 &CONNECTOR | 29-10-19- | ERP - prev : 557A4033 -prev A1006374 |
| 9 | 55426001 | 785274 | 1 |  Drain cock 1/2 | 01-09-13- | |
| 10 | 51700093 | 784989 | 1 |  Insul.blanket D430x13 - 128kg/m³ | 01-09-13- | |
| 11 | 47438008 | 784872 | 2 |  Retaining spring for bulbs | 01-09-13- | |
| 12 | 63438001 | 785296 | 2 |  Dry well brass 1/2x100 3 bulbs | 01-09-13- | |
| 13 | 557A1056 | 786672 | 1 |  -OBS- Low pressure switch 1/4 0,5-0,8 bar | 01-09-13-31-12-15 | Prev : 557A1056 |
| 13A | A1002747 | 787022 | 1 |  Low press.switch 1/4 CEME | 01-01-16- | |
| 14 | 557A7006 | 786723 | 2 |  Exp.vessel 10L CH | 01-09-13- | |
| 15 | 30540604 | 784810 | 1 | Body foamed HM100-101 (V13) | 01-09-13- | |
| 16 | 49410071 | 784901 | 1 | Sparge tube PVCc 25x1350 unplug. | 01-09-13- | |

Control panel HM101

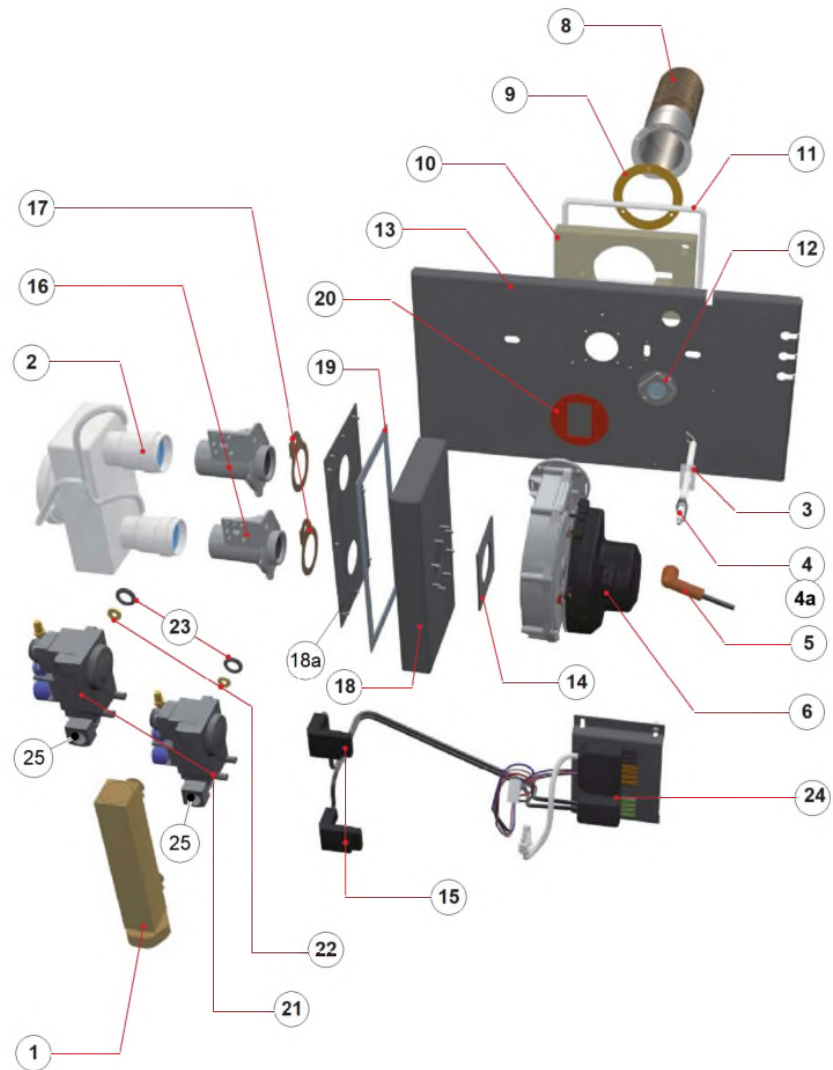




Control panel HM101

















| Code | Code GA | Quant. | Picture | Description | From --- To ---- | Remark |
|------|----------|--------|---------|---------------------------------------|---------------------------------------|-------------------------------------|
| 1 | 025007 | 1 | | Combined T°/Manometer 0-4 bar 0-120°C | | Prev : 54441008 -Tableau électrique |
| 2 | 537D3020 | 786091 | 1 | | Display for MCBA | |
| 3 | 54766016 | 785234 | 1 | | Switch 2P green | |
| 4 | 54766017 | 785235 | 1 | | Switch 2P yellow | |
| 5 | 537D3023 | 786092 | 1 | | Display box Hoval EBV 16.9910906013 | |
| 6 | 547D3021 | 786562 | 1 | | Transfo.230/24V 72VA+ cable 35cm MCBA | |
| 8 | 537D8038 | 786379 | 1 | | MCBA preset for HM101 | |
| 9 | 10800095 | 784375 | 1 | | Kit second heating circuit AM3-11 | OPTION |
| 10 | 10800094 | 784374 | 1 | | Kit alarm module AM3-2 | OPTION |
| 11 | 24614206 | 784720 | 1 | | Contr.pan.cpl HM71-101 (V13) | 01-09-13- Prev: 24614113 |
| 13 | 257F1079 | 785764 | 1 | | Ribbon cable display to MCBA | |

Burner HM101












Burner HM101

| Code | Code GA | Quant. | Picture | Description | From --- To ---- | Remark |
|------|----------|--------|---------|------------------------------------------------------------------------------------------------------------------------------|------------------|------------------------------------------------|
| 1 | 507F4007 | 785947 | 1 |  Manifold GAS for HM101 burner | | |
| 2 | 507F4008 | 785948 | 1 | Manifold AIR for HM101 burner | | |
| 3 | 557A0163 | 786635 | 1 |  Gasket électrode dual ceramic | 01-10-12- | Prev: 557A0012 |
| 4a | 537DX028 | 786437 | 1 |  électrode 215-10-LH dual ceram. | -01-01-13 | V09 only |
| 4 | 10800313 | 784486 | 1 |  Kit électrode for HMTC large +screws+gask. | 01-01-13- | (537DZ040+screws and gasket) Prev: 537DX020 |
| 5 | 257F1071 | 785759 | 1 |  Ignition cable 780mm Prest. | | Prev : 257F1073 Tableau électrique |
| 6 | 537D3033 | 786096 | 1 |  Fan RG148-3633 230V Prestige 75 | | |
| 8 | 537DZ019 | 786448 | 1 |  Burner head NIT 98x372 | | |
| 9 | 557A0020 | 786567 | 1 |  Gasket burner head BG2000S-100 HM101-201 | | |
| 10 | 51700103 | 784996 | 1 |  Insul.burner door BG2000 HM100- 101 | 01-10-12- | Prev: 557A0021 |
| 11 | 51700025 | 784980 | 1 |  Cord D:10mm (per meter) | | |
| 12 | 50423365 | 784922 | 1 |  Sight glass Furigas (assembly) | | |
| 12 | 557A0155 | 786629 | 1 |  Gasket kerlane Ø44x28x2 | 01-10-12- | Prev: 55412000 |
| 13 | 21479370 | 784689 | 1 | Burner door HM101 | | |
| 14 | 557A0019 | 786566 | 1 |  Gasket fan HM101 BG2000S-100 | | |
| 15 | 537D3016 | 786089 | 2 |  Rectifier 24V 45900446.051B | | |
| 16 | 537D4028 | 786129 | 2 |  Venturi VF051 | | |
| 17 | 557A0026 | 786570 | 2 |  Gasket (cork) for venturi | | |
| 18 | 2147B369 | 785712 | 1 | Housing gas manifold HM101& BG2000-S100 | | |
| 18a | 2147C369 | 785714 | 1 | Cover gas manifold HM101 & BG2000-S100 | | |



Burner HM101

| Code | Code GA | Quant. | Picture | Description | From --- To ---- | Remark |
|------|----------|--------|---------|----------------------------------------------------------------------------------------------------------------------|------------------|--------|
| 19 | 557A0025 | 786569 | 1 |  Gasket for HM100 burner manifold | | |
| 20 | 55700026 | 785284 | 1 |  Gasket for fan BG2000 | | |
| 21 | 537D4033 | 786130 | 2 |  Gaz valve VK8115V1036 | | |
| 22 | 537D4037 | 786132 | 2 |  Orifice 6,8mm (VF051 G31) | | |
| 23 | 557A0098 | 786597 | 2 |  Gasket venturi-gas valve | | |
| 24 | 257F1107 | 785775 | 1 |  Cabling burner HM101 | | |
| 25 | 53402086 | 785025 | 2 |  Elbow flange gas valve 1/2 +o-ring | | |