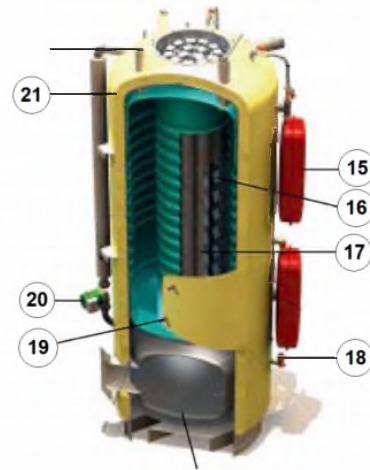












Panels+internal HM200N





Panels+internal HM200N

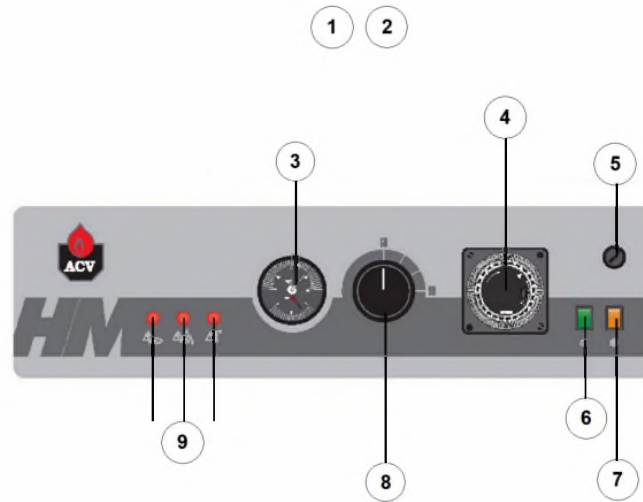
Code	Code GA	Quant.	Picture	Description	From --- To ----	Remark
1	21475416	1		Top panel front HM201 - 200 F - 200 N		
2	21475415	1		Top panel rear HM201 - 200 F - 200 N		
3	21472415	1		Corner panel front RH HM200 N-F - 201		
4	2147A415	1		Upper front panel HM201-200N		
5	21471415	2		Side panel LH&RH HM200N-F HM201		
6	21474415	1		Rear panel HM201-200F-200N		
7	21478415	1		Corner panel rear-right HM201-200N Grey		
8	21476415	1		Burner door cover HM200 N - 200 F		
9	2147P415	1		Burner door HM200 NF		
10	2147S415	785733	2	Base plate HM201-200F-200N (half)		
11	21479415	1		Corner panel front LH HM201-200N Grey		
12	2147B415	1		Lower front panel HM201 - 200 F - 200 N		
13	21473415	1		Corner panel rear LH HM200-201 (Grey)		
15	55301200	785263	4	 Exp.vessel 8L.(long shape)		
16	507F2009	785930	15	 Turbulator upper HM type A		
17A	507F2010	785931	15	 Turbulator lower HM type B		HM115N
17	507F2010	785931	30	 Turbulator lower HM type B		HM200N
18	557A1070	786680	1	 Safety valve 3bar 247kW 3/4	01-07-12-	
19	63438001	785296	2	 Dry well brass 1/2x100 3 bulbs		
20	557A4025	786707	2	 Pump Top-S 25/7 L180 G6/4 grey		



Panels+internal HM200N

ID	Code	Code GA	Quant.	Picture	Description	From --- To ----	Remark
21	30540466	784801	1		Body foamed HM200-201		

Control panel HM200N








Control panel HM200N

Code	Code GA	Quant.	Picture	Description	From --- To ----	Remark	
1	24614211	784721	1		Contr.pan.cpl HM200 (V13)	01-01-14-	prev: 24614132
2	21477415		1		Control panel (plate) HM200		
3	025007		1		Combined T°/Manometer 0-4 bar 0-120°C		Prev : 54441008 -Tableau électrique
3	557A5005	786717	1		Check valve for Manometer 1/4		
4	54452000	785178	1		Timer Grässlin with switch		
5	54764006	785207	1		T-stat+reset 103°C cap3060bulb6 TS-RM-DT		
6	54766016	785234	1		Switch 2P green		
7	54766017	785235	1		Switch 2P yellow		
8	025006		1		T-stat 0-90°C cap1500 bulb6 TU-L-DT		Prev : 54442045 - Tableau électrique
8	54764021	785212	1		Knob for T-stat, white line		
9	54766001	785226	3		Light red D10 230V		
10	63438001	785296	1		Dry well brass 1/2x100 3 bulbs		
11	497B0502	785869	1		Sparge tube PVCc 50x1300 unplug.		
12	39438030	784822	1		Dry well SST 1/2x1300		
13	557A1000	786653	1		Drain cock 3/4		
14	54764022	785213	1		T-stat 0-90°C set40°C cap3000 TR 2		
15	51700025	784980	1		Cord D:10mm (per meter)		
16	49410280	784904	2		Handle for cover (HD PE)		
17	557A0158	786632	1		Gasket lower flue box HM200- 201 410/376	01-10-12-	Prev: 557A0055
18	507F3044	785942	1		Flue hood horiz.HM200- 201		



Control panel HM200N

Code	Code GA	Quant.	Picture	Description	From --- To ----	Remark	
18	557A0157	786631	1		Gasket upper flue box HM200- 201 380/320	01-10-12-	Prev: 557A0059
19	507F3019	785934	1		Flue hood HM150- 200- 201 vertical		
20	51700104	784997	1		Insul.burner door HM200	01-10-12-	Prev: 51700046
21	A1003191	787140	1		Kit pressure switch 220V (prev: 557a1056)	01-08-16-	